

XPLORE

CV X

CAMPERVAN RANGE



OFF THE GRID



XPLORE

**THE ALL-NEW
BRAND FOR
ADVENTURE
SEEKERS**

AN EXCITING XPLORE FUTURE

Now entering a new phase of development, the Xplore range is growing! The Xplore CV X8 campervan was launched as a concept in 2023 to great acclaim, with deliveries to new and excited customers starting in 2024. Following its success, the all-new CV X5, showcased for the first time in October 2024, joining the lineup, offering even greater versatility and practicality.

Adding to this exciting momentum is the CV X9, which combines the rugged utility of the CV X5 with the luxurious comfort of the CV X8. This newest addition to the Xplore range takes the innovation even further, delivering the perfect balance of functionality and adventure-ready features.

These cutting-edge campervans will sit alongside a new range of Xplore touring caravans: the XC Lite, XC Duo, and XC Quad. Visit [Xplore-rv.co.uk](https://xplore-rv.co.uk) for more details.

Erwin Hymer Group UK, part of Europe's largest recreational vehicle manufacturer who are in turn part of the largest leisure vehicle manufacturer in the world, THOR Industries Inc.



XPLORE RANGE HIGHLIGHTS

01 FREEDOM AND INDEPENDENCE AS STANDARD

Now built on the low-line Series 2 chassis, the Xplore CV X range boasts enhanced performance and handling. The robust nature of the Xplore range is designed to support an active lifestyle of pursuits, trekking, climbing, mountain biking, water sports.

The layouts available are perfectly matched to different needs. One with rear storage for bikes and sports equipment, the other with rear lounge. Ideal choices to suit your outdoor lifestyle.

02 START YOUR ADVENTURE WITH THE XPLORE CV X

The styling of the Xplore CV X campervans instantly portray their purpose. Metallic black paint and matt black off-road style bespoke Xplore alloys, dark tinted windows, black low level body mouldings and heavy-duty mud flaps front and rear offer protection against the elements.

Underneath, the proven Fiat Multijet3 direct injection 2.2L 4 cylinder diesel engine with variable geometry turbocharger and intercooler provides more than adequate performance to the front wheels mated to the standard 6-speed manual gearbox produces 140BHP, 350NM of pulling power. Upgrades are available of course with a torque converter 8-speed automatic and the power increase up to 180PS comes with an impressive 450NM of torque. More than enough for steep and winding country roads or mountain passes.

The 16in off-road style alloy wheels are a bespoke Xplore design and have an inset valve that guards it against damage should the wheel come into contact with rocks, curbs or other obstacles.



03 MAKE ROOM TO XPLORE

The all new Xplore campervan range is designed for adventure seekers and boasts an impressive standard specification across all models. The pop up roof, on the CV X8 and CV X9 models, instantly provide you with an extra 2 berths in an instant or an additional chill out place during the day. From the outside the roof blends in with the paintwork colour, as does the TV aerial and wifi receiver. The stylish topographical contour line inspired graphics further hinting at the environments this vehicle may be found. A vehicle for adventure and exploration.




04 COMFORT & ROBUSTNESS IN ONE

Entering the CV X using the electric drop-down entry/exit step you're instantly greeted with a light, airy and stylish environment. The light grey seats are flanked with soft and rich feeling darker grey leatherette, beautifully stitched in the same topographical inspired contour lines on the rear of the van. The extremely durable ActivCare fabric can be wiped down if required, providing a superbly functional yet super stylish interior.

The contemporary cabinetry is grey with light wood, perfectly positioned downlights and LED indirect lighting gives a uniquely warm and slick ambiance. 'Concrete tile' heavy duty vinyl flooring completes the stylish and durable interior.


05 ALL NEW DESIGN LANGUAGE

A new range of adventure inspired products, with a completely new look and feel. The Xplore range is designed for adventure seekers. External side panels with 'Topographical' graphics, matt black accents around the rear light clusters and black alloy wheels give the range a unique look.



The CV X8's forward dinette and swivelling captains chairs in the cab provide a superbly convenient and social space for dining or discussing the day's activities and - at bedtime - a stowable ladder provides access to the pop-up loft space with its supremely comfortable double bed.

At the rear, the simple but highly effective twin facing sofas provide the perfect space for relaxing, rear doors opened or closed, depending on your mood. Of course, converting simply and easily to 2 single berths or a double bed depending upon your needs. Naturally, storage is provided under the seats.



HIGHLY SPECIFIED

5 plug sockets (4 internal, 1 external) provide ample electric points for all of your electronic devices. Directional reading lights in the living areas, fly screens and window blinds on all double glazed windows with full privacy blinds in the cab. High efficiency LED downlights ensure electric usage is kept to a minimum.

CONVENIENCE AS STANDARD

The off-side wet room comes equipped with a wall mounted retractable combined tap and shower head, Thetford auto-fill flush toilet from the on-board water tank, shower floor, worktop, 'Boutique' washbowl basin and vanity mirror. Ideally positioned between front and rear berths for easy access.

CV X8

FREEDOM TO EXPERIENCE

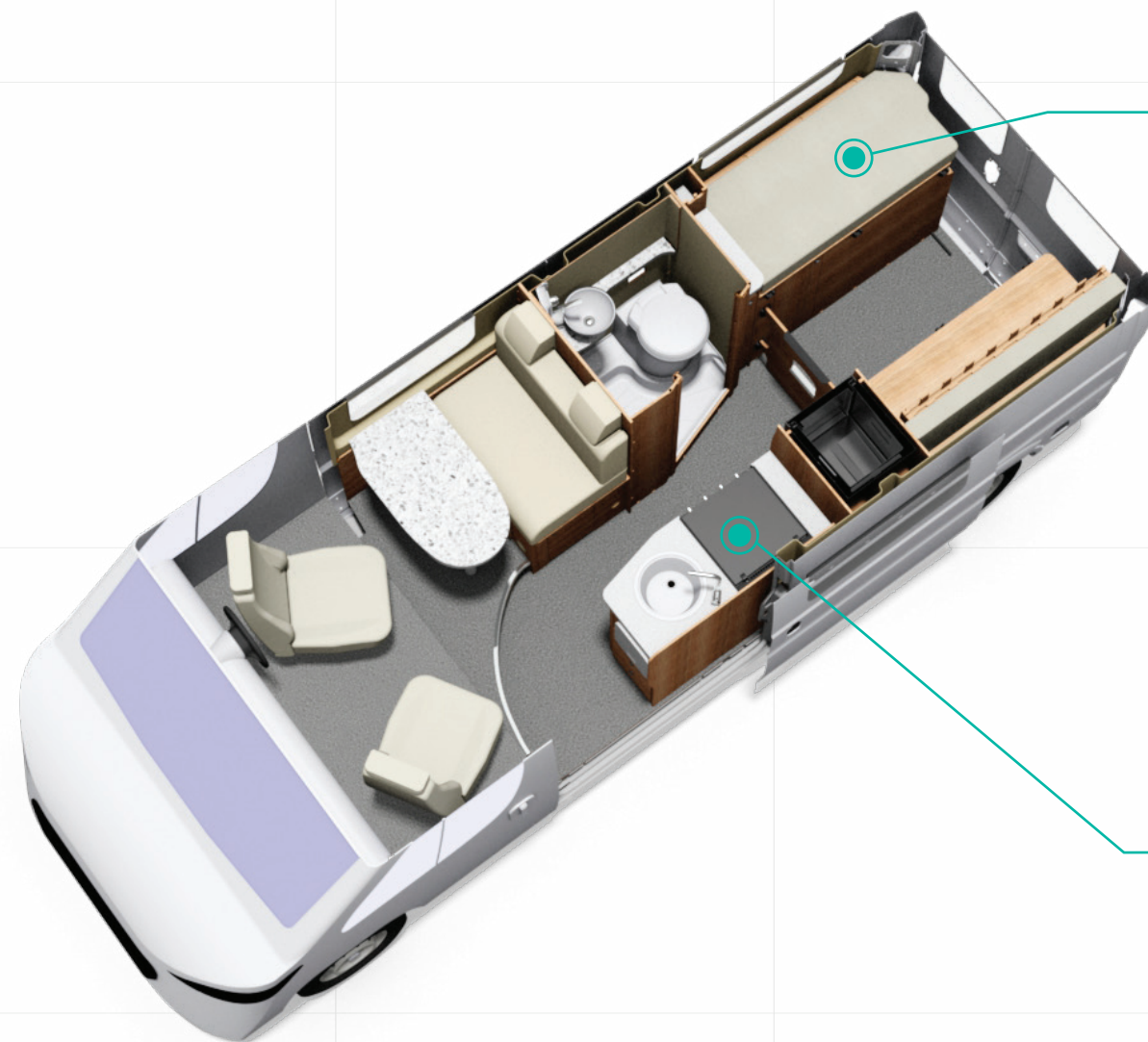
CV X5



SPACE FOR LIFE'S ADVENTURES

The CV X5's rear garage space is ideal for those wishing to carry additional cargo, of course a rear bike rack can be specified but the garage will also fit mountain bikes (with the front wheels removed), small inflatable watercraft, camping equipment or simply extra luggage or supplies.

Either side of the garage space houses two large storage cabinets, one with a pull out storage system on runners, allowing you to conveniently access your equipment from outside and slide it away.



RAISED REAR BED

The raised rear bed can be stowed away or left in situ, providing a full-time rear garage space with access from inside the van when the bed is in its stowed position or from the rear doors when the bed is down. The bed is accessed via a step up from the front of the vehicle, also providing a perfect chill out space during the day.

KITCHEN

A fully equipped kitchen with sink, mixer tap, 3-burner gas hob, oven & grill and 87L fridge freezer. Not to mention ample drawer and cupboard storage space!

The all-new CV X9 is the ultimate blend of rugged practicality and capable versatility, bringing together the best of the CV X5 and CV X8. Built for those who crave adventure without compromising on comfort, the CV X9 offers the perfect balance of utility and style.

It combines the CV X5's robust, cargo-friendly design, spacious rear garage and versatile storage solutions, with the CV X8's brilliant pop-up roof loft, cosy living spaces, and smart amenities.

Whether you're heading off the beaten path or chilling at a scenic campsite, the CV X9 ensures you're always ready for the journey ahead—efficient, comfortable, and equipped for any adventure, in style.

The CV X9 makes every adventure possible—a campervan ready to take you anywhere, in style and comfort. Adventure awaits!



INNOVATIVE POP UP LOFT

Enjoy the supremely comfortable double bed in the pop-up roof loft, accessed via a stowable ladder. A private retreat with panoramic views of your surroundings.



ADVENTURE-READY REAR GARAGE AND BED

The CV X9's innovative rear design offers a versatile raised bed that can be stowed to reveal a spacious garage, perfect for storing bikes, watercraft, camping gear, or extra supplies. Access the garage from the rear doors or inside the van with ease. When deployed, the raised bed provides a cosy sleeping area or a perfect chill-out zone during the day, complete with convenient step access. Thoughtfully designed storage solutions ensure all your essentials are always within reach, making every adventure seamless and stress-free.



SOCIAL LIVING AREA

Relax in the forward dinette with swiveling captain's chairs, perfect for dining or planning the day's adventures.

CV X9

ADVENTURE, ELEVATED

JOURNEY PROGRESS

64KM

ELEVATION

982FT

LOCATION

55.23° N
-2.58° W



OFF THE GRID

POWERING YOUR ADVENTURE

T7

95AH LEISURE
BATTERY UNDER
REAR SEAT.

PLUG INTO SITE POWER
SUPPLY – POWERS
VEHICLE ELECTRICS
AND CHARGES LEISURE
BATTERY.

EXTERNAL 3-PIN
ELECTRIC SOCKET.

FRESH WATER
FILL POINT.

INTEGRATED GAS TANK
25L. SIMPLY FILL UP AT
PETROL STATION.
(DOES NOT REQUIRE GAS BOTTLES)

SLIM LINE ROOF MOUNTED
SOLAR PANEL 100W –
CONTINUALLY CHARGES
LEISURE BATTERY.
(WHERE SPECIFIED)

FRIDGE FREEZER
RUNS FROM SIDE
POWER SUPPLY OR
LEISURE BATTERY.

3 BURNER GAS
HOB RUNS OFF
25L INTEGRATED
GAS TANK.

WHALE-COMplete
HEAT 4.7KW DUAL FUEL
SPACE SAVING HEATER.
ALSO HEATS WATER.
RUNS OFF SIDE POWER
SUPPLY OR GAS.

ALTERNATOR
CHARGES LEISURE
BATTERY WHILE
DRIVING.

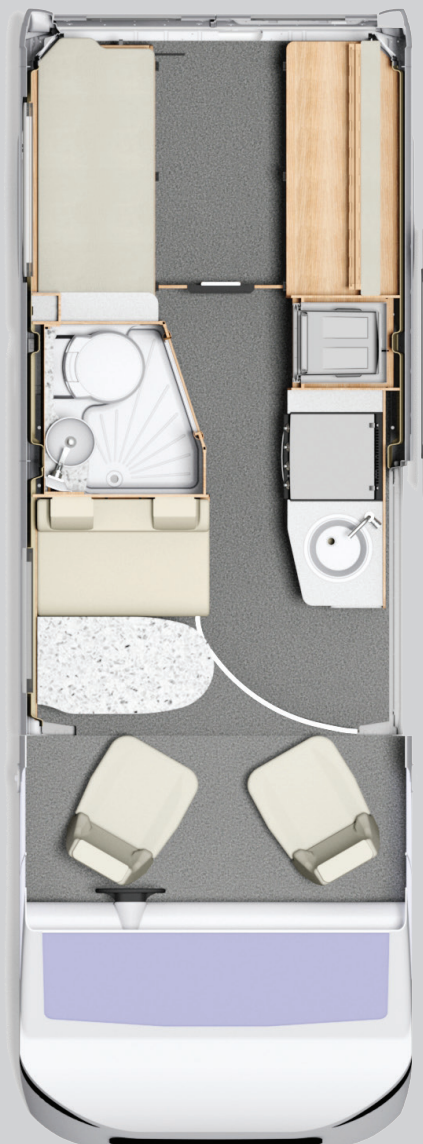
POWER DISTRIBUTION
UNIT LOCATED UNDER
FRONT DINETTE
SEATING.




☀ DAY VIEW



CV X8



CV X5



CV X9


🌙 NIGHT VIEW



CV X8



CV X5



CV X9

CV X SPECIFICATIONS

	CV X5	CV X8	CV X9
BASE VEHICLE			
Fiat 250 Ducato Euro 6E Van 140PS 6-speed manual	■	■	■
Fiat 250 Ducato Euro 6E Van 140PS/380Nm 8-speed auto	□	□	□
Fiat 250 Ducato Euro 6E Van 180PS/450Nm 8-speed auto	□	□	□
Engine capacity	2.2	2.2	2.2
Engine power	140bhp @ 3500rpm	140bhp @ 3500rpm	140bhp @ 3500rpm
Engine torque manual	350Nm @ 1400rpm	350Nm @ 1400rpm	350Nm @ 1400rpm
Tyres	225/75 R16 CP118	225/75 R16 CP118	225/75 R16 CP118
16" alloy wheels	■	■	■
Seatbelts	4	4	4
Berths	3	4	4
Pop Up Roof	□	■	■
WEIGHTS & DIMENSIONS			
Exterior length	5.99m/19'8"	5.99m/19'8"	5.99m/19'8"
Exterior width inc wing mirrors	2.50m/8'2"	2.50m/8'2"	2.50m/8'2"
Body width exc wing mirrors	2.05m/6'9"	2.05m/6'9"	2.05m/6'9"
Overall height inc aerial	2.67m/8'9"	2.77m/9'1"	2.77m/9'1"
Max headroom	1.89m/6'3"	1.89m/6'3"	1.89m/6'3"
Interior width	1.94m/6'5"	1.94m/6'5"	1.94m/6'5"
Max technical permissible laden mass	3500KG	3500KG	3500KG
Mass in running order	2956KG	3070kg	3071KG
Max user payload	500KG	430KG	429KG
Optional equipment payload	185	105	104
Fuel tank	90L	90L	90L
LPG tank	25L	25L	25L
Fresh water tank	90L	90L	90L
Waste water tank	45L	45L	45L
Water heater	8L	8L	8L
BED SIZES			
Front double	1.64m x 0.60m 5'4" x 2'0"	2.14m x 1.43m 7'0" x 4'8"	2.14m x 1.43m 7'0" x 4'8"
Front offside single	-	-	-
Rear double	1.83m x 1.31m 6'0" x 4'3"	1.85m x 1.30m 6'1" x 4'3"	1.83m x 1.31m 6'0" x 4'3"
Rear offside single	-	-	-
Rear nearside single	-	-	-



UPGRADES

CHASSIS OPTIONS:

140BHP Automatic, XT Pack

HAB OPTIONS:

Tow Bar, Roll-out Awning (Brackets only on CV X8 & CV X9), Back Rack with Snap Box & Shelf

STANDARD SPECIFICATION INCLUDES:

Manual, Black Alloy Wheels, Cab Kit, Leather Steering Wheel, USB Sockets, Reversing Camera, Solar Panel, WI-FI, Winter Pack, Microwave, Dual Fuel Hob, External Socket, External Shower, Alarm

THE **XPLORE**, **ELDDIS**
AND **BUCCANEER**
BRANDS ARE
PROUDLY PART OF
THE EUROPEAN WIDE
ERWIN HYMER GROUP.

Every one of our leisure vehicles proudly carries the NCC approved badge of quality. Elddis, Xplore and Buccaneer are trademarks of Erwin Hymer Group UK Ltd. Company Registration No. 02433663 England & Wales

This brochure does not constitute an offer by Erwin Hymer Group UK Ltd. Erwin Hymer Group UK Ltd reserves the right to, and does alter from time to time, technical specifications, prices and model ranges as materials, model improvements and conditions require, and can accept no responsibility for discrepancies between these and subsequent models shown. This brochure is for guidance purposes only. Please be sure to check our full current and technical specifications with your retailer before placing your order. Please note that Approved Retailers are not the agents of Erwin Hymer Group UK Ltd. Accordingly they have no authority to bind Erwin Hymer Group UK Ltd or to make any representation or undertaking whatsoever on behalf of Erwin Hymer Group UK Ltd. Props shown in this brochure are for photographic purposes only and are not included in the specification. Bed covers and additional scatter cushions shown are for demonstration purposes only, similar co-ordinating sets are available to purchase from your Erwin Hymer Group UK Ltd retailer. Elddis, Xplore and Buccaneer products are covered against water ingress damage for 10 years from the original date of purchase of a new product. This applies to water ingress through any permanently sealed seam joints. If you purchase this vehicle as a used vehicle it may be possible to transfer the unexpired term of the warranty cover (up to a maximum of six years commencing at the original date of purchase from new). Full Terms and Conditions, including service intervals and exclusions can be found on the Elddis website www.elddis.co.uk or by telephoning Erwin Hymer Group UK Ltd Customer Care Team.

f /XploreRVs

@xplore_rvs

xplore-rv.co.uk



XPLORE