



2025 MOTORHOME - AVALON





WELCOME TO ELDDIS INSPIRING TRAVEL SINCE 1964

2024 proudly marks the 60th Anniversary of Elddis!

6 Decades ago, Siddle Cook, his wife Mary and son Raymond, after holidaying in touring caravans throughout the 1950s, felt they could make some bold improvements to the experience they had and began designing a range of small touring caravans in their premises in Consett, County Durham.

Production began, with two popular models of caravan - the Whirlwind and Tornado - and marketed under the name Elddis (his name 'Siddle' spelled backwards!) They were a runaway sales success and paved the way to Elddis becoming a household name.

60 years later, the company is stronger than ever, owned by Europe's largest leisure vehicle manufacturer, Erwin Hymer Group, in turn part of the largest leisure vehicle manufacturer in the world, THOR Industries Inc. and now proudly manufacturing products under three distinct brand names, Elddis, Xplore and Buccaneer, all from the same County Durham home base.

The motorhome portfolio has developed and grown over this time too with Elddis motorhomes ranges and specifications to suit everyone.

You will have seen our vehicles on the road, en-route to an exciting holiday destination or on a spontaneous road-trip adventure. Our Elddis Caravans, Motorhomes and Campervans are instantly recognisable by their head-turning style and proud Elddis livery!

Table of contents

60th Anniversary of Elddis	2
Heritage Meets Modernity	4
Avalon Range	6
Standard Equipment	20



HERITAGE MEETS MODERNITY

High Levels of Standard Specification.

With every Elddis product we aim to provide a high level of specification as standard.

Of course, options are available for those wishing to adjust or customise the specification of their vehicle.

Style, Comfort & Durability

Our range goes through ongoing development programmes, and this includes interior trim, fabrics, upholstery and cabinet finishes.

You will be instantly aware when entering any of our motorhomes the quality of the seating with firm and supportive cushioning and quality to the touch fabrics.

Standard Car License

To ensure our range is accessible to all, every motorhome we offer can be driven on a standard car drivers license.

The maximum weight of 3500Kg means there is no need to resit a test and upgrade your license.

Storage and More Storage

Some storage areas are obvious, others less so. All our motorhomes come with overhead cabinets in lounge and sleeping areas, some with hanging wardrobes, all with spacious kitchen cabinets.

In addition, wherever we have space, the areas have been utilised to provide additional storage, such as under lounge seating, ideal for cushions, bedding and winter coats and under single or double beds, where fitted, all provide options for additional storage.

Every Berth Gets A Seatbelt

At Elddis, safety is our top priority. That's why every motorhome we produce has a seat, with a seatbelt, for every sleeping berth on board.

Interior Walls

For the 2025 season, all Elddis motorhome models will be manufactured with HaloTEC interior wall material.

HaloTEC is manufactured by RENOLIT using their innovative 'RENOLIT CORK-STOCK' material.

HaloTEC is seamless, meaning no wall joins anywhere inside your motorhome. It is also water resistant, lightweight and durable and creates a beautiful interior wall finish.



The Dawn of a New Legend

AVALON

AVALON

Introducing the all-new AVALON, a masterpiece of modern design, comfort, and innovation.

Built on the Low Line FIAT Series 2 Chassis, it boasts enhanced performance and handling, complemented by striking exterior designs such as sleek and streamlined front pod with a full-width panoramic window, redesigned rear panel with a pleasing curve, sporty alloy wheels, full LED headlamps and rear light clusters with black accents, and stylish skirts and caps.



Avalon 250

Avalon 255

Avalon 285

Avalon 295



ADDITIONAL PACK OPTIONS

Avalon				250	255	285	295
CAB OPTIONS							
Pack code	Pack description			Key Indicator: - Unavailable, O Available			
OP702	Cab Colour Change (Black or Iron Grey)			o	o	o	o
OP722	Engine Upgrade - Auto 140Bhp			o	o	o	o
OP739	Engine Upgrade - Auto 180Bhp			o	o	o	o
OP741	XT Pack*			o	o	o	o
Pack Options							
Pack code	Pack description	Options included		Key Indicator: - Unavailable, O Available			
OP901	COMFORT PACK	OP101	Dream+ Mattress	o	o	o	-
		OP102	Day Set Cover	o	o	o	-
OP910	CONNECT+ PACK	OP304	Solar panel	o	o	o	o
		OP340	Mobile WiFi	o	o	o	o
OP911	SKYVIEW+ PACK	OP307	Roof Upgrade 1	o	o	o	o
		OP314	Omnivent I/L Rooflight	o	o	o	o
OP912	SECURITY PACK	OP506	Alarm	o	o	o	o
		OP507	Tracker	o	o	o	o
Stand Alone options							
Pack code	Pack description			Key Indicator: - Unavailable, O Available			
OP115	Leather			o	o	o	o
OP314	GRP - Rembrandt Silver (Option only available with white)			o	o	o	o
OP316	x2 Bike Rack			-	-	-	o
OP327	Air Conditioning			o	o	o	o
OP344	Roll Out Awning Mounting Brackets			o	o	o	o
OP330	Tow Bar			o	o	o	o
OP331	x4 Bike Rack			o	o	o	-
OP332	Rear View System			o	o	o	o
OP503	Shelf Pack			o	o	o	o

*XT Pack - Heated Windscreen, Electric Parking Brake, Lounge Pack (10in Radio)
For full standard equipment listings, please see page 20.

TECHNICAL SPECIFICATION

Avalon	250	255	285	295
Base Vehicle				
Berths				
Seatbelts	4	4	4	2
Chassis	Fiat Ducato Euro 6E Engine Motorhome	Fiat Ducato Euro 6E Engine Motorhome	Fiat Ducato Euro 6E Engine Motorhome	Fiat Ducato Euro 6E Engine Motorhome
Tyres Size	225/75 R16 118 CP	225/75 R16 118 CP	225/75 R16 118 CP	225/75 R16 118 CP
Weights & Dimensions				
Exterior length	7.37m/24'2"	7.37m/24'2"	7.37m/24'2"	7.37m/24'2"
Exterior width inc wing mirrors	2.67m/8'9"	2.67m/8'9"	2.67m/8'9"	2.67m/8'9"
Body width exc wing mirrors	2.32m/7'7"	2.32m/7'7"	2.32m/7'7"	2.32m/7'7"
Overall height inc aerial	2.85m/9'4"	2.85m/9'4"	2.85m/9'4"	2.85m/9'4"
Max headroom	2.08m/6'10"	2.08m/6'10"	2.08m/6'10"	2.08m/6'10"
Interior width	2.22m/7'3"	2.22m/7'3"	2.22m/7'3"	2.22m/7'3"
Max technical permissible laden mass	3500KG	3500KG	3500KG	3500KG
Mass in running order	3090	3070	3060	3050
Max user payload	364	384	394	404
Fresh water tank	100L	100L	100L	100L
Waste water tank	60L	100L	100L	100L
Leisure Battery	95Ah	95Ah	95Ah	95Ah
Bed Sizes				
Front Double	2.08m x 0.96m 6'10" x 3'2"	2.08m x 1.28m 6'10" x 4'2"	2.08m x 0.95m 6'10" x 3'2"	-
Front offside single	-	-	-	
Rear double	1.90m x 1.34m 6'3" x 4'5"	1.92m x 1.24m 6'4" x 4'1"	-	2.06m x 1.07m 6'9" x 3'6"
Rear single	-	-	1.86m x 0.69m 6'1" x 2'3"	1.86m x 0.67m 6'1" x 2'2"
Rear single	-	-	1.80m x 0.69m 5'11" x 2'3"	-

AVALON RANGE HIGHLIGHTS:

Luxurious Comfort and Smart Technology

Inside, luxury meets functionality with leather trim, automatic air conditioning, wireless charging, and a cutting-edge digital cluster.

Sophisticated Kitchen and Bathroom Design & Features

The kitchen shines with premium printed acrylic splashbacks and durable metal paddle catches, while the bathrooms impress with vanity sinks, dual-drain shower cubicles (where applicable), and improved lighting.




Open and Airy Aesthetic

The open-plan living area seamlessly flows into the cab, featuring upgraded 'Morgana' upholstery, refined window pelmets, and faceted locker designs. Luxuriate in the airy, light-filled space.

Innovative, Functional and Practical Additions

Technological advancements include the Pioneer cab radio head unit, HaloTEC one-piece interior sides, and a new graphic scheme.

Additional features like the external shower, panoramic blinds, and upgraded storage solutions ensure every journey is as stylish as it is comfortable.



Avalon – All-New ZIP System

The all new Eddis ZIP System is pioneered within our new Avalon coachbuilt motorhome.

We have developed the system to increase strength and stability, consistency in manufacture and reliability in the hands of our customers.

The Eddis ZIP System is a multi-part wall joint which provides a multitude of benefits within the product. The ZIP system is intrinsically strong, as it creates a complete metallic frame around the underside of the vehicle, securing both the wall and floor in place, and providing a robust seal, preventing water ingress.

The metallic frame is engineered with 6060-T6 Anodised Aluminium to a high tolerance, which further prevents corrosion, and increases consistency in our manufacturing process, giving long life and integrity to the Avalon, further protecting your investment.

6060-T6 Anodised Aluminium is a Marine Grade Alloy, using Magnesium and Silicon. This Aluminium is strong, heat treated, and highly corrosion-resistant, meaning it is one of the most reliable materials used in motorhomes.

The Eddis ZIP System is a fully bonded construction system, which creates a complete seal around the floor and walls, eradicating potential paths of water ingress. Eddis has also engineered in further protection, incorporating polyurethane within the frame of the side walls.

The Eddis ZIP System, when further combined with our HaloTEC one-piece, seamless wall construction, ensures that there are 2 levels of protection. The HaloTEC wall is a one-piece composite polypropylene. material construction, which is highly impact- and damp-resistant.

All of the above factors combine to make our best motorhome yet: **Avalon**.

INTERIOR DESIGN



Designed specifically for the recreational vehicle market, ActivCare fabric has been developed to not only provide supreme style and comfort but also to withstand the rigours associated with RV life.

Developed and tested for water tightness, colour fastness, bleach tolerance and other substances, the material is 'easy clean' and stays looking new for longer.



"The new Avalon furniture colours were inspired by the Japandi/Nordic Natural trends that are influencing interior design. The philosophy behind these trends is to create a space that feels light and airy but also promotes comfort and cosiness and this seemed to suit our Avalon range perfectly."

We like to give customers the opportunity to put their own stamp on their interior, therefore selecting neutral tones and textures was essential to this new scheme."

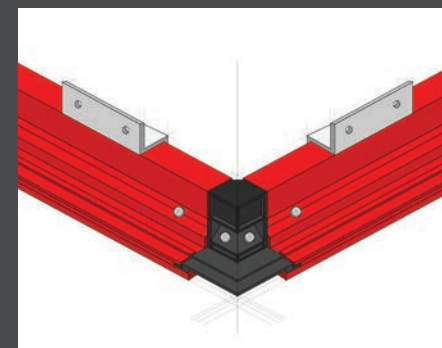
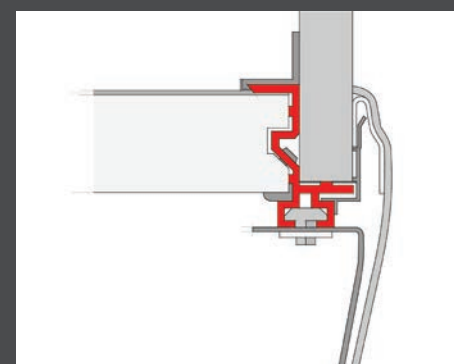
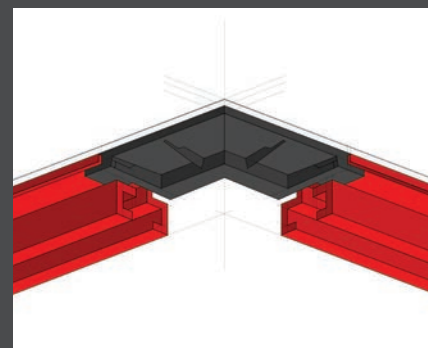
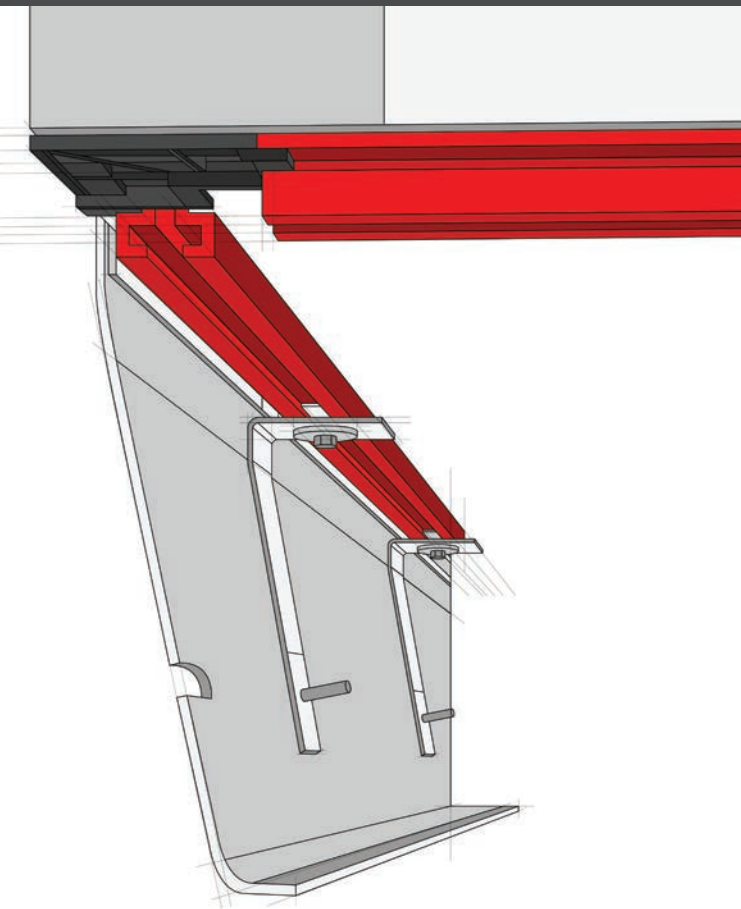
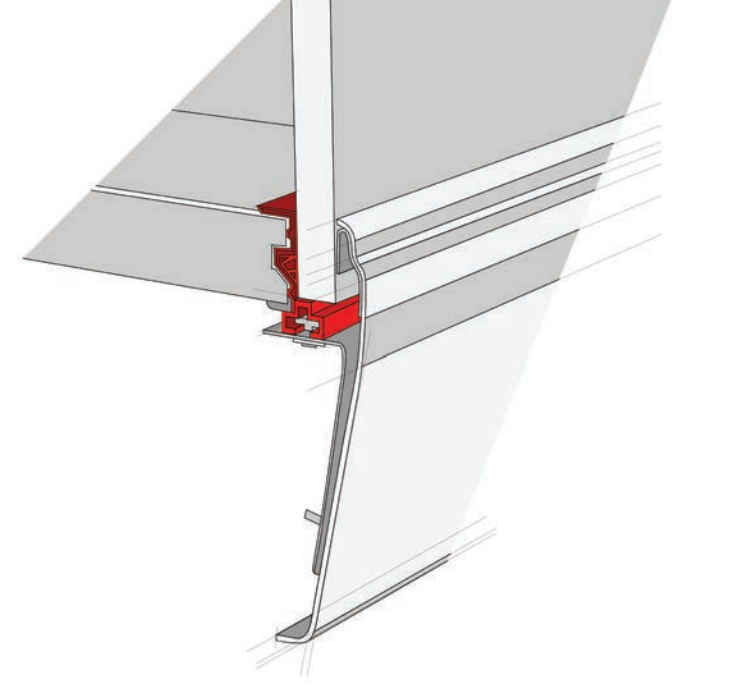
Emma
Emma Atkinson, Interior Designer



'MORGANA' UPHOLSTERY



TIBERO WITH PLATINO & LINUM HAITHABU CABINETRY



AVALON 250



The Dream Island Bed Motorhome

The Avalon 250 boasts an extending island bed, flanked by capacious wardrobes, creating a bright and comfortable living space.

The front lounge converts into a further double bed, with foldaway Aguti travel seats beneath the bench seating - the perfect option for up to four!

The French Bed Motorhome with Flair

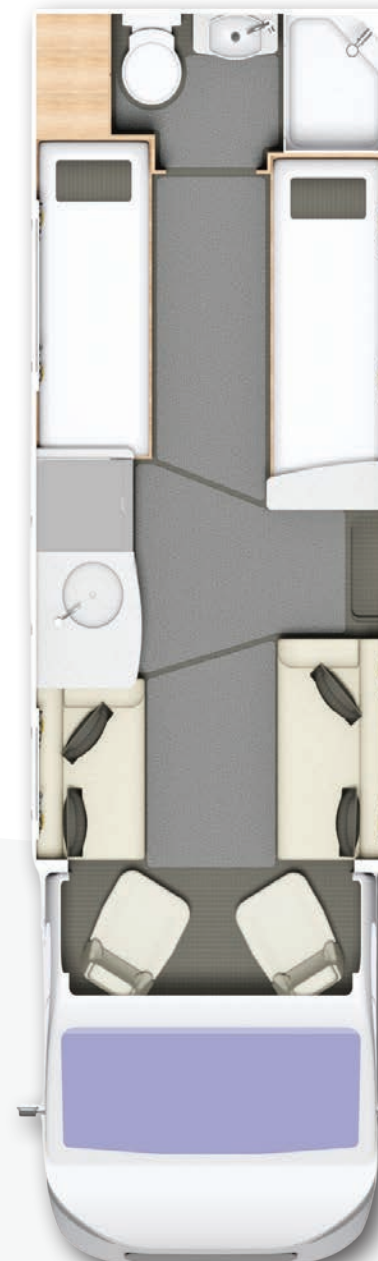
A traditional fixed 'French-bed' layout, the Avalon 255 accommodates four, with ease.

The front lounge converts into a further double bed, with foldaway seating concealed neatly beneath - so even if used as a couple's motorhome, there's always the option of taking family or friends, too!



AVALON 255

AVALON 285



The Twin Bed Motorhome with Blissful Bathroom

The Avalon 285 boasts fixed single beds and large full-width rear bathroom.

The front lounge converts to a double bed, with foldaway travel seats neatly hidden beneath. Another great choice for couples, with the flexibility to accommodate friends!

Cocooned in Luxury; The Spacious Rear-Lounge Motorhome

A luxurious 2-berth, the Avalon 295 focuses on luxury, light-filled lounging space at the rear of the motorhome.

At night, use the sumptuous wraparound seating as two single beds or convert into a large double.

The Avalon 295 boasts a large bathroom with separate shower cubicle and, opposite, a well-equipped kitchen. A truly luxurious couples' motorhome!



AVALON 295





STANDARD EQUIPMENT	Avalon			
	250	255	285	295
COMFORT	■ Standard Equipment - Unavailable			
Alde 24-hr multi-programmable central and water heating system. Runs on gas, electric (up to 3.15KW) or both with new easy-to-use LCD touchscreen control with night-time display setting. Now with automotive-standard Glycol G13 Antifreeze coolant.	■	■	■	■
Spacious wardrobes with easy access and soft close hinges	■	■	■	■
Beds measure up to 6'6" for greater comfort.	■	■	■	■
Midi Heki rooflight with flyscreen and blind in lounge, with MPK VisionStar M pro (400x400) in bathroom and over fixed bed (Where applicable)	■	■	■	■
Aero Privacy flush-fit double-glazed side windows with night ventilation position, pleated blinds and flyscreens	■	■	■	■
Cassette flyscreens and pleated blinds on all windows	■	■	■	■
Fixed bed mattresses are lightweight, yet super-supportive with soft-touch Argentum+ anti-bacterial and anti-allergy technology with Silver	■	■	■	-
Sheet material scheme (Tibero with Platino & Linum Haithabu)	■	■	■	■
New front living area redesign including;	■	■	■	■
Truma Drivesafe regulator for en-route heating with connection hose for Propane	■	■	■	■
Aguti foldaway seat frames (selected models) now with Isofix	■	■	■	-

STANDARD EQUIPMENT	Avalon			
	250	255	285	295
COOK	■ Standard Equipment - Unavailable			
Thetford K1520 MK2 Black Gloss Oven, grill and dual fuel hob with spark ignition and 800w electric hotplate, three gas burners with smoked glass lid, additional oven shelf and interior light.	■	■	■	■
Dometic series 10 fridge across all layouts (250 & 295 - 133ltrs / 255 - 177ltrs / 285 - 98ltrs)	■	■	■	■
Printed acrylic splashback to kitchens	■	■	■	■
800W Microwave with microwave isolation switch	■	■	■	■
Black gloss enamelled sink with removable drainer	■	■	■	■
Domestic style kitchen tap	■	■	■	■
Polished chrome fittings and taps	■	■	■	■
Well lit kitchen work area	■	■	■	■

ENTERTAIN	■ Standard Equipment - Unavailable			
TV points with dedicated locations for comfortable viewing (230V, 12V and aerial connection)	■	■	■	■
Teleco Teleplus X2/39U Directional Aerial	■	■	■	■
Stowaway dining table with dedicated storage	■	■	■	■

STANDARD EQUIPMENT	Avalon			
	250	255	285	295
DRIVE	■ Standard Equipment – Unavailable			
Cruise Control	■	■	■	■
Automatic Air Con	■	■	■	■
Auto lights & wipers	■	■	■	■
3.5" Digital Cluster	■	■	■	■
9" Pioneer Entertainment Touchscreen Unit	■	■	■	■
Seat Belt Reminder	■	■	■	■
CAB Kit includes: Silver techno trim, leather steering wheel & leather gear lever	■	■	■	■
Remote central locking to cab	■	■	■	■
Driver & Passenger airbag	■	■	■	■
Onboard trip computer	■	■	■	■
High level brake light	■	■	■	■
Electrically operated tinted cab windows	■	■	■	■
ABS brakes with emergency braking assistance	■	■	■	■
Power steering with adjustable steering wheel position	■	■	■	■
Removable cab carpet	■	■	■	■
12V DIN socket – for 12V power supply from the cab	■	■	■	■
Door panel with 4 different size storage areas and new speaker design with improved audio performance	■	■	■	■
Full LED headlamps	■	■	■	■
Headlamp height adjustment	■	■	■	■
Electrically heated adjustable wing mirrors with direction indicators	■	■	■	■
USB A+C	■	■	■	■
Wireless connection for Android Auto / Apple CarPlay is available via the 9" Infotainment system	■	■	■	■
Daylight running headlights (LED)	■	■	■	■
Wireless Charging	■	■	■	■
16" Alloy Wheels	■	■	■	■
Swivel Captains Chairs	■	■	■	■
Fully adjustable co-ordinated cab seats with arm rest	■	■	■	■
Immobiliser with unique code	■	■	■	■
Fix and Go kit (puncture repair)	■	■	■	■
Painted front bumper and fog lights	■	■	■	■

STANDARD EQUIPMENT	Avalon			
	250	255	285	295
PRACTICAL	■ Standard Equipment – Unavailable			
Wireless charger with x2 USB outlets	■	■	■	■
Alde fan assisted heating to cab	■	■	■	■
HaloTEC one piece interior sides	■	■	■	■
Winter pack included as standard: Tank heaters and waste pipe insulation and fridge vent covers	■	■	■	■
2 X Underfloor battery box each suitable for 1 battery (one Class A battery supplied as standard)	■	■	■	■
Sky-view cab sunroof with blind	■	■	■	■
GRP underskin to motorhome floor providing a water resistant barrier	■	■	■	■
Up to 6'6" internal headroom	■	■	■	■
Improved comfort height adjustable seatbelts (please check if compatible with your baby seat/s)	■	■	■	■
Rails for rear mounted Fiamma 'Pro' cycle rack	■	■	■	■
Conveniently placed 12V control panel, incorporating water pump, lighting circuits, fresh water tank level and waste warning indication when full	■	■	■	■
Fully protected mains electric system with up to eight 230V sockets	■	■	■	■
Entrance door, with window blind, flyscreen and waste bin with integrated dustpan and brush	■	■	■	■
Compartment for 2x 10kg gas bottles, with fitted Truma en-route gas regulator	■	■	■	■
20 Amp switchmode charger / transformer	■	■	■	■
25m mains hook-up cable	■	■	■	■
Exterior mains electric inlet	■	■	■	■
Smoke alarm	■	■	■	■
Carbon Monoxide (CO) alarm	■	■	■	■
Isolation taps for gas appliances	■	■	■	■
External 240v socket as standard	■	■	■	■
Low level entrance step for easier access	■	■	■	■
'Easy-slide' chariot-style socket	■	■	■	■

STANDARD EQUIPMENT	Avalon			
	250	255	285	295
STYLE	■ Standard Equipment - Unavailable			
NEW Tiberio with Platino & Linum Haithabu Sheet material scheme with Printed acrylic splashback to kitchens	■	■	■	■
Upholstery scheme 'Morgana', with window pelmet upgrade	■	■	■	■
Durable 'Taupe Grey' smooth-finish worktops with Taupe brushed-effect Acrylic edging in Kitchen and co-ordinating 'Taupe Grey' bathroom unit tops	■	■	■	■
'Welsh White Grey' textured wallboard	■	■	■	■
LED Awning light with drip deflector	■	■	■	■
ABS bumper with twin fog and reversing lights	■	■	■	■
Adjustable, individually switched Chrome LED reading lights to front lounge	■	■	■	■
Removable 'Hebblestone Twist' in 'Pavilion Grey' luxurious loose fit carpet with press-studs	■	■	■	■
'Twine' easy clean heavy-duty vinyl flooring	■	■	■	■
Colour-coded bumpers	■	■	■	■
Low level LED night lights	■	■	■	■
Cutlery tray	■	■	■	■
Kromex badges	■	■	■	■
Kitchen locker doors with concealed catches	■	■	■	■
Metal paddle catches (Where applicable)	■	■	■	■
Feature corner wraparound pods	■	■	■	■
NEW 400 X 400 MPK Rooflight	■	■	■	■
New front pod including full width panoramic window	■	■	■	■
New rear panel including rear curve feature	■	■	■	■
Skirts & caps	■	■	■	■
Full LED Rear light clusters with black features	■	■	■	■
New Graphic scheme	■	■	■	■

STANDARD EQUIPMENT	Avalon			
	250	255	285	295
WASH	■ Standard Equipment - Unavailable			
100L underslung fresh water tank with manual water fill system	■	■	■	■
Underslung Waste water tank 100 litre (250 has 60L)	■	■	■	■
Eco Camel Orbit water-saving Halo shower head with built-in Aircore Technology	■	■	■	■
Extending clothes airer/dryer in shower cubicles	■	■	■	■
Shower cubicles including dual drain	-	■	■	-
'Boutique' washbowl basin with click-clack plug and swan-neck mixer tap	■	■	■	■
Chrome-effect bathroom accessories, plus additional towel hooks	■	■	■	■
Fully-lined separate shower cubicle	-	■	■	■
Thetford toilet with auto fill flush from on-board water tank	■	■	■	■
Domestic style bathroom door with high quality privacy lock	■	■	■	■
Domestic style bathroom cabinet	■	■	■	■
Vanity mirror in bathroom	■	■	■	■
Furniture with improved lighting	■	■	■	■

OUR SUPPLIERS



Every one of our leisure vehicles proudly carries the NCC approved badge of quality. Elddis, Xplore and Buccaneer are trademarks of Erwin Hymer Group UK Ltd. Company Registration No. 02433663 England & Wales

This brochure does not constitute an offer by Erwin Hymer Group UK Ltd. Erwin Hymer Group UK Ltd reserves the right to, and does alter from time to time, technical specifications, prices and model ranges as materials, model improvements and conditions require, and can accept no responsibility for discrepancies between these and subsequent models shown. This brochure is for guidance purposes only. Please be sure to check our full current and technical specifications with your retailer before placing your order. Please note that Approved Retailers are not the agents of Erwin Hymer Group UK Ltd. Accordingly they have no authority to bind Erwin Hymer Group UK Ltd or to make any representation or undertaking whatsoever on behalf of Erwin Hymer Group UK Ltd. Props shown in this brochure are for photographic purposes only and are not included in the specification. Bed covers and additional scatter cushions shown are for demonstration purposes only, similar co-ordinating sets are available to purchase from your Erwin Hymer Group UK Ltd retailer. Elddis, Xplore and Buccaneer products are covered against water ingress damage for 10 years from the original date of purchase of a new product. This applies to water ingress through any permanently sealed seam joints. If you purchase this vehicle as a used vehicle it may be possible to transfer the unexpired term of the warranty cover (up to a maximum of six years commencing at the original date of purchase from new). Full Terms and Conditions, including service intervals and exclusions can be found on the Elddis website www.elddis.co.uk or by telephoning Erwin Hymer Group UK Ltd Customer Care Team.

FIND OUT MORE





AVALON




Scan the relevant QR code to view a 360 degree virtual tour of your chosen model.

SOCIAL MEDIA

 @ElddisBuccaneer

 @elddis__buccaneer__

 @_elddis_



The Elddis, Xplore and Buccaneer brands are proudly part of the European wide Erwin Hymer Group.

www.erwinhymergroup.com



2025 MOTORHOME – AVALON