

XPLORE

CV X

CAMPERVAN RANGE



OFF THE GRID



XPLORE

**THE ALL-NEW
BRAND FOR
ADVENTURE
SEEKERS**

AN EXCITING XPLORE FUTURE

Now entering a new phase of development, the Xplore range is growing! The Xplore CV X8 campervan was launched as a concept in 2023 to great acclaim, with deliveries to new and excited customers starting in 2024. Following its success, the all-new CV X5, showcased for the first time in October 2024, joining the lineup, offering even greater versatility and practicality.

Adding to this exciting momentum is the CV X9, which combines the rugged utility of the CV X5 with the luxurious comfort of the CV X8. This newest addition to the Xplore range takes the innovation even further, delivering the perfect balance of functionality and adventure-ready features.

These cutting-edge campervans will sit alongside a new range of Xplore touring caravans: the XC Lite, XC Duo, and XC Quad. Visit [Xplore-rv.co.uk](https://xplore-rv.co.uk) for more details.

Erwin Hymer Group UK, part of Europe's largest recreational vehicle manufacturer who are in turn part of the largest leisure vehicle manufacturer in the world, THOR Industries Inc.



XPLORE RANGE HIGHLIGHTS

01 FREEDOM AND INDEPENDENCE AS STANDARD

Now built on the low-line Series 2 chassis, the Xplore CV X range boasts enhanced performance and handling. The robust nature of the Xplore range is designed to support an active lifestyle of pursuits, trekking, climbing, mountain biking, water sports.

The layouts available are perfectly matched to different needs. One with rear storage for bikes and sports equipment, the other with rear lounge. Ideal choices to suit your outdoor lifestyle.

02 START YOUR ADVENTURE WITH THE XPLORE CV X

The styling of the Xplore CV X campervans instantly portray their purpose. Metallic black paint and matt black off-road style bespoke Xplore alloys, dark tinted windows, black low level body mouldings and heavy-duty mud flaps front and rear offer protection against the elements.

Underneath, the proven Fiat Multijet3 direct injection 2.2L 4 cylinder diesel engine with variable geometry turbocharger and intercooler provides more than adequate performance to the front wheels mated to the standard 6-speed manual gearbox produces 140BHP, 350NM of pulling power. Upgrades are available of course with a torque converter 8-speed automatic and the power increase up to 180PS comes with an impressive 450NM of torque. More than enough for steep and winding country roads or mountain passes.

The 16in off-road style alloy wheels are a bespoke Xplore design and have an inset valve that guards it against damage should the wheel come into contact with rocks, curbs or other obstacles.

03 MAKE ROOM TO XPLORE

The all new Xplore campervan range is designed for adventure seekers and boasts an impressive standard specification across all models. The pop up roof, on the CV X8 and CV X9 models, instantly provide you with an extra 2 berths in an instant or an additional chill out place during the day. From the outside the roof blends in with the paintwork colour, as does the TV aerial and wifi receiver. The stylish topographical contour line inspired graphics further hinting at the environments this vehicle may be found. A vehicle for adventure and exploration.




04 COMFORT & ROBUSTNESS IN ONE

Entering the CV X using the electric drop-down entry/exit step you're instantly greeted with a light, airy and stylish environment. The light grey seats are flanked with soft and rich feeling darker grey leatherette, beautifully stitched in the same topographical inspired contour lines on the rear of the van. The extremely durable ActivCare fabric can be wiped down if required, providing a superbly functional yet super stylish interior.

The contemporary cabinetry is grey with light wood, perfectly positioned downlights and LED indirect lighting gives a uniquely warm and slick ambiance. 'Concrete tile' heavy duty vinyl flooring completes the stylish and durable interior.

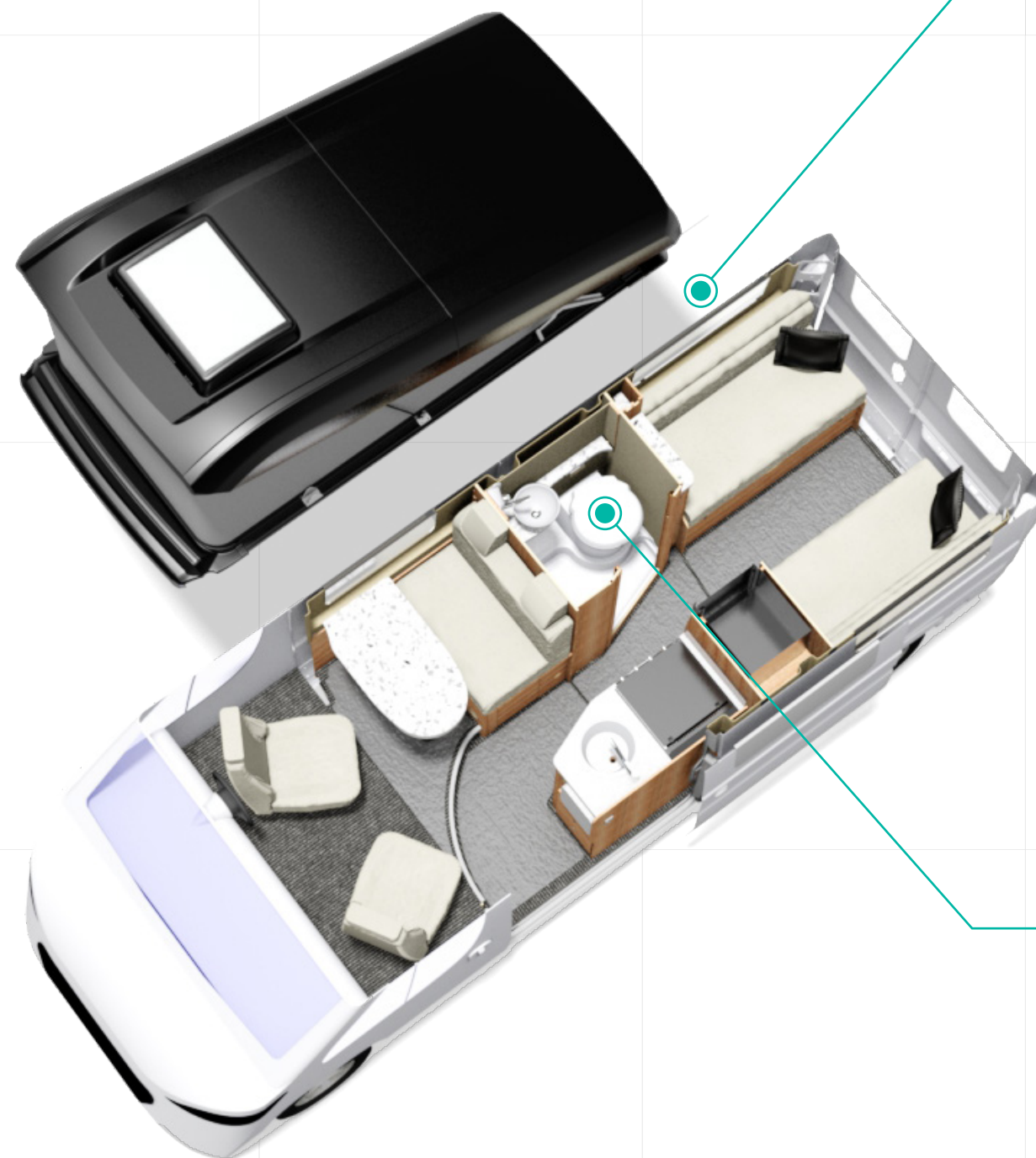
05 ALL NEW DESIGN LANGUAGE

A new range of adventure inspired products, with a completely new look and feel. The Xplore range is designed for adventure seekers. External side panels with 'Topographical' graphics, matt black accents around the rear light clusters and black alloy wheels give the range a unique look.



The CV X8's forward dinette and swivelling captains chairs in the cab provide a superbly convenient and social space for dining or discussing the day's activities and - at bedtime - a stowable ladder provides access to the pop-up loft space with its supremely comfortable double bed.

At the rear, the simple but highly effective twin facing sofas provide the perfect space for relaxing, rear doors opened or closed, depending on your mood. Of course, converting simply and easily to 2 single berths or a double bed depending upon your needs. Naturally, storage is provided under the seats.



HIGHLY SPECIFIED

5 plug sockets (4 internal, 1 external) provide ample electric points for all of your electronic devices. Directional reading lights in the living areas, fly screens and window blinds on all double glazed windows with full privacy blinds in the cab. High efficiency LED downlights ensure electric usage is kept to a minimum.

CONVENIENCE AS STANDARD

The off-side wet room comes equipped with a wall mounted retractable combined tap and shower head, Thetford auto-fill flush toilet from the on-board water tank, shower floor, worktop, 'Boutique' washbowl basin and vanity mirror. Ideally positioned between front and rear berths for easy access.

CV X8

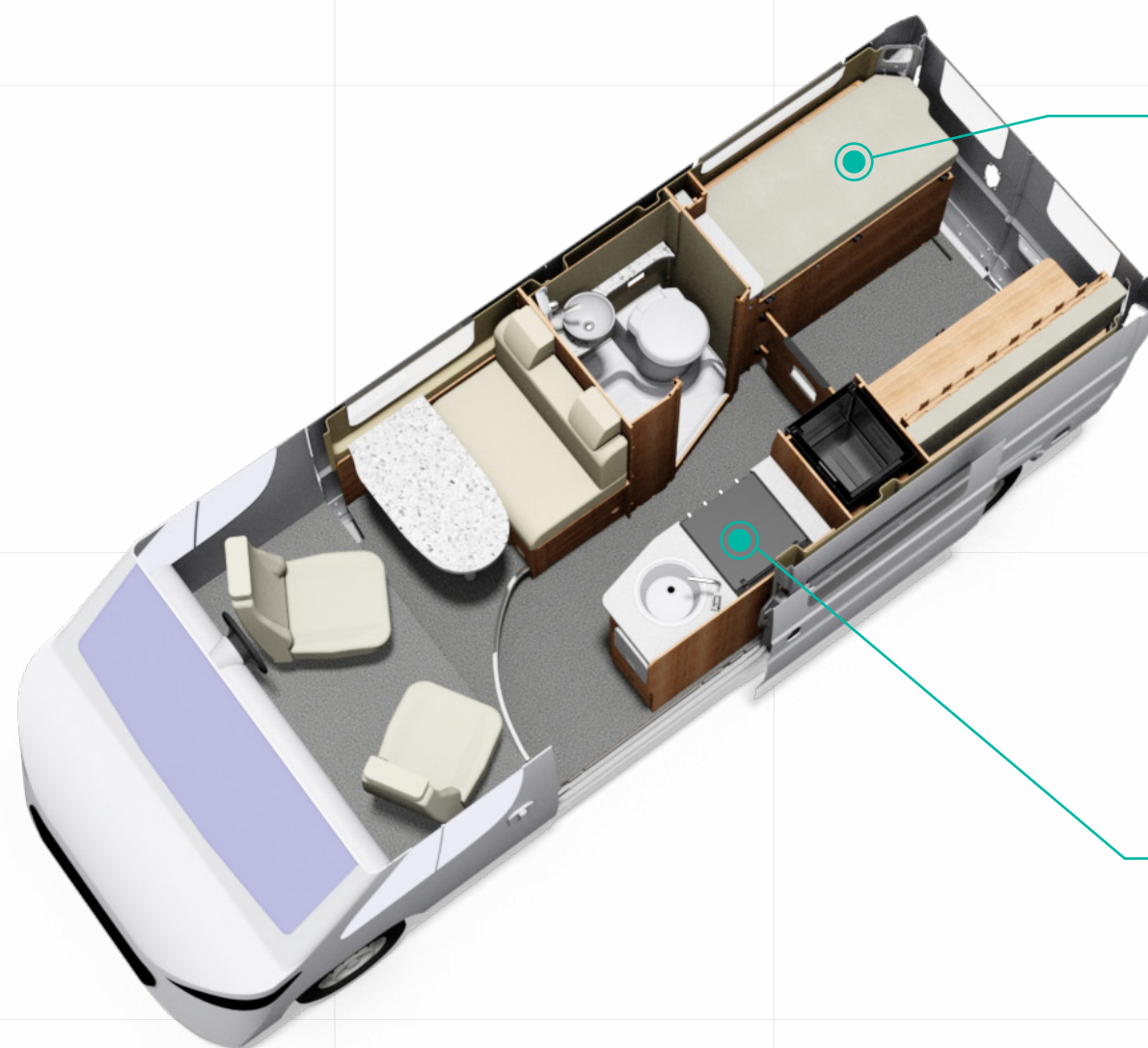
FREEDOM TO EXPERIENCE

CV X5

SPACE FOR LIFE'S ADVENTURES

The CV X5's rear garage space is ideal for those wishing to carry additional cargo, of course a rear bike rack can be specified but the garage will also fit mountain bikes (with the front wheels removed), small inflatable watercraft, camping equipment or simply extra luggage or supplies.

Either side of the garage space houses two large storage cabinets, one with a pull out storage system on runners, allowing you to conveniently access your equipment from outside and slide it away.



RAISED REAR BED

The raised rear bed can be stowed away or left in situ, providing a full-time rear garage space with access from inside the van when the bed is in its stowed position or from the rear doors when the bed is down. The bed is accessed via a step up from the front of the vehicle, also providing a perfect chill out space during the day.

KITCHEN

A fully equipped kitchen with sink, mixer tap, 3-burner gas hob, oven & grill and 87L fridge freezer. Not to mention ample drawer and cupboard storage space!

The all-new CV X9 is the ultimate blend of rugged practicality and capable versatility, bringing together the best of the CV X5 and CV X8. Built for those who crave adventure without compromising on comfort, the CV X9 offers the perfect balance of utility and style.

It combines the CV X5's robust, cargo-friendly design, spacious rear garage and versatile storage solutions, with the CV X8's brilliant pop-up roof loft, cosy living spaces, and smart amenities.

Whether you're heading off the beaten path or chilling at a scenic campsite, the CV X9 ensures you're always ready for the journey ahead—efficient, comfortable, and equipped for any adventure, in style.

The CV X9 makes every adventure possible—a campervan ready to take you anywhere, in style and comfort. Adventure awaits!



INNOVATIVE POP UP LOFT

Enjoy the supremely comfortable double bed in the pop-up roof loft, accessed via a stowable ladder. A private retreat with panoramic views of your surroundings.

ADVENTURE-READY REAR GARAGE AND BED

The CV X9's innovative rear design offers a versatile raised bed that can be stowed to reveal a spacious garage, perfect for storing bikes, watercraft, camping gear, or extra supplies. Access the garage from the rear doors or inside the van with ease. When deployed, the raised bed provides a cosy sleeping area or a perfect chill-out zone during the day, complete with convenient step access. Thoughtfully designed storage solutions ensure all your essentials are always within reach, making every adventure seamless and stress-free.

SOCIAL LIVING AREA

Relax in the forward dinette with swiveling captain's chairs, perfect for dining or planning the day's adventures.

CV X9

ADVENTURE, ELEVATED

JOURNEY PROGRESS

64KM

ELEVATION

982FT

LOCATION

55.23° N
-2.58° W



OFF THE GRID

POWERING YOUR ADVENTURE

17

95AH LEISURE
BATTERY UNDER
REAR SEAT.

PLUG INTO SITE POWER
SUPPLY – POWERS
VEHICLE ELECTRICS
AND CHARGES LEISURE
BATTERY.

EXTERNAL 3-PIN
ELECTRIC SOCKET.

FRESH WATER
FILL POINT.

INTEGRATED GAS TANK
25L. SIMPLY FILL UP AT
PETROL STATION.
(DOES NOT REQUIRE GAS BOTTLES)

SLIM LINE ROOF MOUNTED
SOLAR PANEL 100W –
CONTINUALLY CHARGES
LEISURE BATTERY.
(WHERE SPECIFIED)

FRIDGE FREEZER
RUNS FROM SIDE
POWER SUPPLY OR
LEISURE BATTERY.

3 BURNER GAS
HOB RUNS OFF
25L INTEGRATED
GAS TANK.

WHALE-COMplete
HEAT 4.7KW DUAL FUEL
SPACE SAVING HEATER.
ALSO HEATS WATER.
RUNS OFF SIDE POWER
SUPPLY OR GAS.

ALTERNATOR
CHARGES LEISURE
BATTERY WHILE
DRIVING.

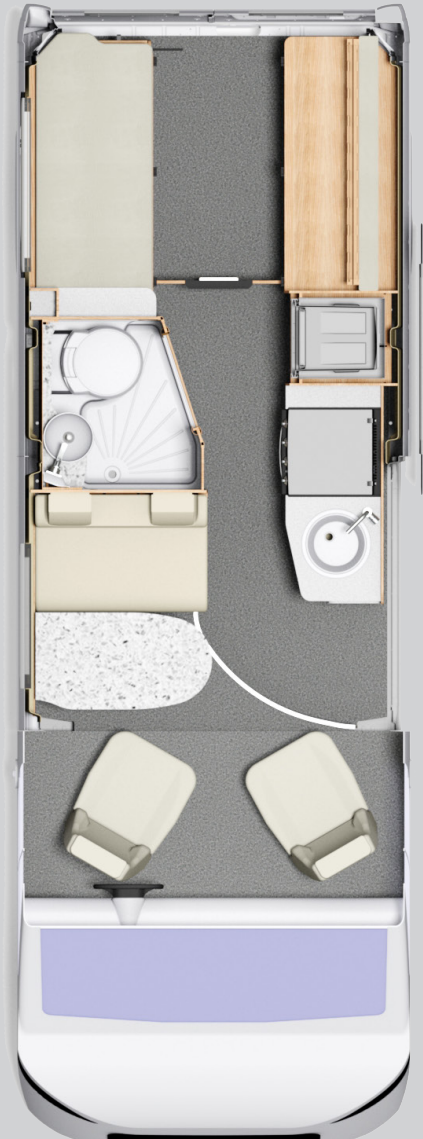
POWER DISTRIBUTION
UNIT LOCATED UNDER
FRONT DINETTE
SEATING.




☀ DAY VIEW



CV X8

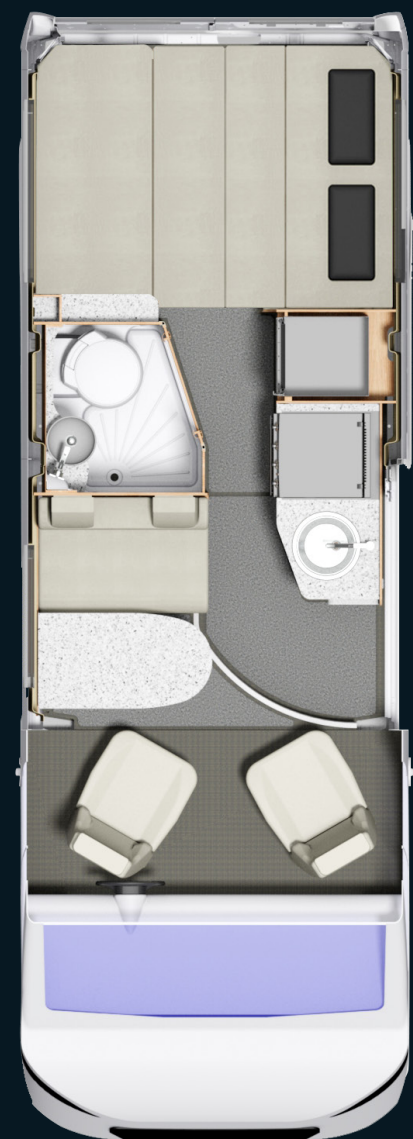


CV X5

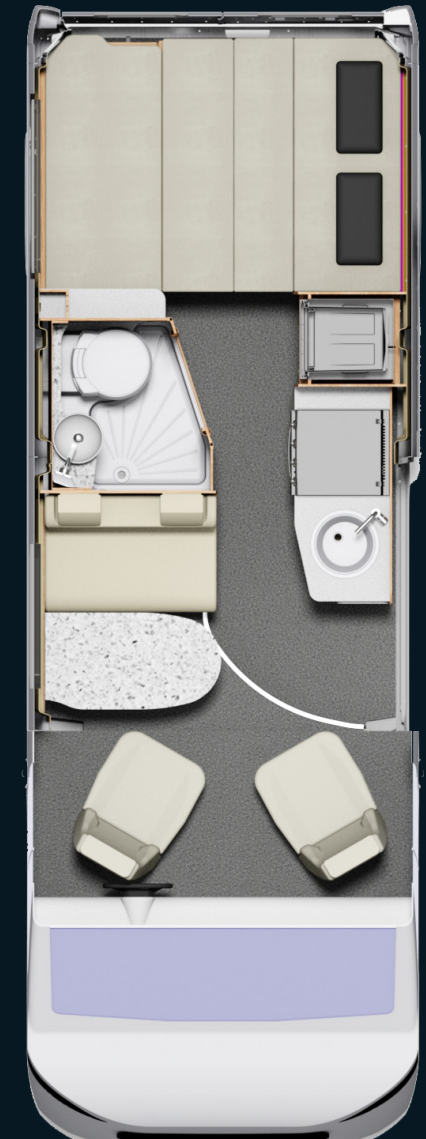


CV X9


🌙 NIGHT VIEW



CV X8



CV X5



CV X9

CV X SPECIFICATIONS

	CV X5	CV X8	CV X9
BASE VEHICLE			
Fiat 250 Ducato Euro 6E Van 140PS 6-speed manual	<input checked="" type="checkbox"/>	<input checked="" type="checkbox"/>	<input checked="" type="checkbox"/>
Fiat 250 Ducato Euro 6E Van 140PS/380Nm 8-speed auto	<input type="checkbox"/>	<input type="checkbox"/>	<input type="checkbox"/>
Fiat 250 Ducato Euro 6E Van 180PS/450Nm 8-speed auto	<input type="checkbox"/>	<input type="checkbox"/>	<input type="checkbox"/>
Engine capacity	2.2	2.2	2.2
Engine power	140bhp @ 3500rpm	140bhp @ 3500rpm	140bhp @ 3500rpm
Engine torque manual	350Nm @ 1400rpm	350Nm @ 1400rpm	350Nm @ 1400rpm
Tyres	225/75 R16 CP118	225/75 R16 CP118	225/75 R16 CP118
16" alloy wheels	<input checked="" type="checkbox"/>	<input checked="" type="checkbox"/>	<input checked="" type="checkbox"/>
Seatbelts	4	4	4
Berths	3	4	4
Pop Up Roof	<input type="checkbox"/>	<input checked="" type="checkbox"/>	<input checked="" type="checkbox"/>
WEIGHTS & DIMENSIONS			
Exterior length	5.99m/19'8"	5.99m/19'8"	5.99m/19'8"
Exterior width inc wing mirrors	2.50m/8'2"	2.50m/8'2"	2.50m/8'2"
Body width exc wing mirrors	2.05m/6'9"	2.05m/6'9"	2.05m/6'9"
Overall height inc aerial	2.67m/8'9"	2.77m/9'1"	2.77m/9'1"
Max headroom	1.89m/6'3"	1.89m/6'3"	1.89m/6'3"
Interior width	1.94m/6'5"	1.94m/6'5"	1.94m/6'5"
Max technical permissible laden mass	3500KG	3500KG	3500KG
Mass in running order	2926KG	3040kg	3049KG
Max user payload	530KG	460KG	451KG
Optional equipment payload	215	135	126
Fuel tank	90L	90L	90L
LPG tank	25L	25L	25L
Fresh water tank	90L	90L	90L
Waste water tank	45L	45L	45L
Water heater	8L	8L	8L
BED SIZES			
Front double	1.64m x 0.60m 5'4" x 2'0"	2.14m x 1.43m 7'0" x 4'8"	2.14m x 1.43m 7'0" x 4'8"
Front offside single	-	-	-
Rear double	1.83m x 1.31m 6'0" x 4'3"	1.85m x 1.30m 6'1" x 4'3"	1.83m x 1.31m 6'0" x 4'3"
Rear offside single	-	-	-
Rear nearside single	-	-	-

KEY FEATURES

	CV X5	CV X8	CV X9
DRIVE			
Pioneer Radio	<input checked="" type="checkbox"/>	<input checked="" type="checkbox"/>	<input checked="" type="checkbox"/>
Remote central locking to cab and habitation door via key fob (can operate the habitation door independently)	<input checked="" type="checkbox"/>	<input checked="" type="checkbox"/>	<input checked="" type="checkbox"/>
Immobiliser with unique code	<input checked="" type="checkbox"/>	<input checked="" type="checkbox"/>	<input checked="" type="checkbox"/>
Driver and passenger airbags	<input checked="" type="checkbox"/>	<input checked="" type="checkbox"/>	<input checked="" type="checkbox"/>
On-board trip computer	<input checked="" type="checkbox"/>	<input checked="" type="checkbox"/>	<input checked="" type="checkbox"/>
Cruise Control	<input checked="" type="checkbox"/>	<input checked="" type="checkbox"/>	<input checked="" type="checkbox"/>
ABS brakes with emergency braking assistance and high level brake light	<input checked="" type="checkbox"/>	<input checked="" type="checkbox"/>	<input checked="" type="checkbox"/>
Power steering with adjustable steering wheel position	<input checked="" type="checkbox"/>	<input checked="" type="checkbox"/>	<input checked="" type="checkbox"/>
Door panel storage. Inc, bottle holder & 4 storage areas	<input checked="" type="checkbox"/>	<input checked="" type="checkbox"/>	<input checked="" type="checkbox"/>
12V DIN socket - for 12V power supply from the cab	<input checked="" type="checkbox"/>	<input checked="" type="checkbox"/>	<input checked="" type="checkbox"/>
Headlamp height adjustment	<input checked="" type="checkbox"/>	<input checked="" type="checkbox"/>	<input checked="" type="checkbox"/>
Electrically heated adjustable wing mirrors with direction indicators	<input checked="" type="checkbox"/>	<input checked="" type="checkbox"/>	<input checked="" type="checkbox"/>
USB socket	<input checked="" type="checkbox"/>	<input checked="" type="checkbox"/>	<input checked="" type="checkbox"/>
Daylight running headlights (non-LED)	<input checked="" type="checkbox"/>	<input checked="" type="checkbox"/>	<input checked="" type="checkbox"/>
Fully adjustable co-ordinated cab seats with arm rest	<input checked="" type="checkbox"/>	<input checked="" type="checkbox"/>	<input checked="" type="checkbox"/>
Seat belt reminder	<input checked="" type="checkbox"/>	<input checked="" type="checkbox"/>	<input checked="" type="checkbox"/>
Manual Air conditioning	<input checked="" type="checkbox"/>	<input checked="" type="checkbox"/>	<input checked="" type="checkbox"/>
Electrically operated tinted cab windows	<input checked="" type="checkbox"/>	<input checked="" type="checkbox"/>	<input checked="" type="checkbox"/>
Auto lights & wipers	<input checked="" type="checkbox"/>	<input checked="" type="checkbox"/>	<input checked="" type="checkbox"/>
Swivel Captains chairs	<input checked="" type="checkbox"/>	<input checked="" type="checkbox"/>	<input checked="" type="checkbox"/>
9" Touch screen & reversing camera	<input checked="" type="checkbox"/>	<input checked="" type="checkbox"/>	<input checked="" type="checkbox"/>
Front mud guards	<input checked="" type="checkbox"/>	<input checked="" type="checkbox"/>	<input checked="" type="checkbox"/>
Black Headlamp bezel in black	<input checked="" type="checkbox"/>	<input checked="" type="checkbox"/>	<input checked="" type="checkbox"/>
Black front grill	<input checked="" type="checkbox"/>	<input checked="" type="checkbox"/>	<input checked="" type="checkbox"/>
Cab Kit with silver techno trim, leather steering wheel and leather gear lever	<input checked="" type="checkbox"/>	<input checked="" type="checkbox"/>	<input checked="" type="checkbox"/>
Side window wind deflectors	<input checked="" type="checkbox"/>	<input checked="" type="checkbox"/>	<input checked="" type="checkbox"/>
Front and rear wheel arch flares	<input checked="" type="checkbox"/>	<input checked="" type="checkbox"/>	<input checked="" type="checkbox"/>
High level brake light	<input checked="" type="checkbox"/>	<input checked="" type="checkbox"/>	<input checked="" type="checkbox"/>
Fix and Go kit (puncture repair)	<input checked="" type="checkbox"/>	<input checked="" type="checkbox"/>	<input checked="" type="checkbox"/>
Painted front bumper and fog lights	<input checked="" type="checkbox"/>	<input checked="" type="checkbox"/>	<input checked="" type="checkbox"/>

	CV X5	CV X8	CV X9
COMFORT			
CompleteHeat Whale 4.7 kW Dual-fuel space-saving heating - fast, powerful and efficient, runs on gas and/or electric with quiet night-time setting - and ducted heating throughout including bathrooms	■	■	■
Whale head control panel with: Modern display • Precise temperature control for user comfort • Standby indication - gas and electric (blue standby / orange on) • Water temperature selection (frost, eco & high) • Water temperature heat up status • Auto dim function • AC current limit selection • Proximity sensor (lights up before customer touches panel) • Single button reset at panel			
Fully adjustable and co-ordinated swivel Captains' seats with armrests	■	■	■
Half-height wardrobe with soft-close hinges	■	■	■
Easy bed make up, with pull-together sliding system	□	■	□
Retractable bed above garage and storage cabinets	■	□	■
Double-glazed opening windows with night ventilation position (excluding cab windows)	■	■	■
Pleated blinds and flyscreens (excluding cab windows)	■	■	■
COOK			
Thetford Triplex oven, grill and 3-burner gas hob (with auto-shut-off safety function) and glass lid creating additional work surface	■	■	■
87L Fridge-freezer*	■	■	■
Stainless steel sink with integrated chopping board cover	■	■	■
Matte black fittings and taps	■	■	■
Well lit kitchen work area, with LED downlights	■	■	■
Worktop extension	■	■	■
ENTERTAIN			
TV point with dedicated location for comfortable viewing (230V, 12V and aerial connection)	■	■	■
Teleco Wing Omni-Directional Aerial	■	■	■
Stowaway dining table with dedicated storage	■	■	■
STYLE			
Stylish Xplore contour graphics	■	■	■
'Tibero' & 'Grey' craftsman-built cabinetry, handcrafted dove-tailed drawers, overhead lockers with positive locking, contrasting 'Assoluto Quadro' flush-fit kitchen units	■	■	■
Contemporary interior design and luxurious upholstery in ActivCare® with Hi-Performance, lightweight construction.	■	■	■
Durable 'Porcelain White' worktops throughout, including bathroom unit tops	■	■	■
Rain deflector with integrated LED Awning light	■	■	■
LED interior spotlights with concealed lights above overhead lockers (saving up to 80% battery consumption)	■	■	■
'Concrete Tile' easy clean heavy-duty vinyl flooring	■	■	■
400 X 400 MPK Rooflight	■	■	□

	CV X5	CVX 8	CV X9
PRACTICAL			
Electric entrance step	■	■	■
25L LPG Underslung tank as standard, with LED level indicator	■	■	■
Improved-comfort height-adjustable Driver and Passenger seatbelts	■	■	■
Fully protected mains electric system with up to four 240V sockets	■	■	■
Contemporary switches, sockets and surrounds	■	■	■
Conveniently placed 12V control panel, incorporating water pump, lighting circuits, fresh water tank level and waste warning light when full	■	■	■
Sliding entrance door with window, and flyscreen and rain deflector	■	■	■
Rear double-barn door, with central locking - opening up the sleeping area to the outdoors	■	■	■
20 Amp switchmode charger / transformer	■	■	■
25m Mains hook-up cable	■	■	■
Exterior mains electric inlet	■	■	■
Seat bases with space underneath for ample storage of larger, bulky items (under rear bed for CV X5 & CV X9)	■	■	■
Smoke alarm	■	■	■
Carbon Monoxide (CO) alarm	■	■	■
Isolation taps for gas appliances	■	■	■
'Easy-slide' - chariot-style socket	■	■	■
ISOFIX seat frame	■	■	■
WASH			
90L Underslung fresh water tank with manual water fill system	■	■	■
45L Underslung waste water tank	■	■	■
Whale Expanse dual-fuel underslung 8L water heater	■	■	■
'Boutique' washbowl basin with click-clack plug	■	■	■
'Wall-mounted, retractable combined tap and shower head	■	■	■
Thetford toilet with auto-fill flush from on-board water tank	■	■	■
Bathroom door with high quality privacy lock	■	■	■

OPTIONAL EXTRAS

PACK OPTIONS

OP722	Engine Upgrade	Auto 140Bhp
OP739	Engine Upgrade	Auto 180Bhp
OP741	XT Pack	Keyless Entry & Go • Heated windscreen • Electric parking brake • Rear digital camera • Lounge pack (10in radio) • Full LED Headlamps • Spare wheel & winch
OP910	Connect+ Pack	OP304 Solar Panel OP334 Winter Pack* OP340 Mobile Wifi
OP912	Security Pack	OP506 Alarm OP507 Tracker
OP913	Entertainment Pack	OP501 USB Socket OP502 Microwave OP504 Duel Fuel Hob

*Winter pack includes external fridge covers and heated fresh and waste water tanks with insulation

STAND ALONE

OP316	x2 Bike Rack
OP329	Roll Out Awning (Only available on CV X5)
OP330	Tow Bar
OP342	Camper Back Rack
OP343	Back Rack Snap Box (to be ordered with OP342)
OP344	Roll Out Awning Mounting Brackets (Only available on CVX8 & CVX9)
OP512	Cab Blinds



THE **XPLORE**, **ELDDIS**
AND **BUCCANEER**
BRANDS ARE
PROUDLY PART OF
THE EUROPEAN WIDE
ERWIN HYMER GROUP.

Every one of our leisure vehicles proudly carries the NCC approved badge of quality. Elddis, Xplore and Buccaneer are trademarks of Erwin Hymer Group UK Ltd. Company Registration No. 02433663 England & Wales

This brochure does not constitute an offer by Erwin Hymer Group UK Ltd. Erwin Hymer Group UK Ltd reserves the right to, and does alter from time to time, technical specifications, prices and model ranges as materials, model improvements and conditions require, and can accept no responsibility for discrepancies between these and subsequent models shown. This brochure is for guidance purposes only. Please be sure to check our full current and technical specifications with your retailer before placing your order. Please note that Approved Retailers are not the agents of Erwin Hymer Group UK Ltd. Accordingly they have no authority to bind Erwin Hymer Group UK Ltd or to make any representation or undertaking whatsoever on behalf of Erwin Hymer Group UK Ltd. Props shown in this brochure are for photographic purposes only and are not included in the specification. Bed covers and additional scatter cushions shown are for demonstration purposes only, similar co-ordinating sets are available to purchase from your Erwin Hymer Group UK Ltd retailer. Elddis, Xplore and Buccaneer products are covered against water ingress damage for 10 years from the original date of purchase of a new product. This applies to water ingress through any permanently sealed seam joints. If you purchase this vehicle as a used vehicle it may be possible to transfer the unexpired term of the warranty cover (up to a maximum of six years commencing at the original date of purchase from new). Full Terms and Conditions, including service intervals and exclusions can be found on the Elddis website www.elddis.co.uk or by telephoning Erwin Hymer Group UK Ltd Customer Care Team.

f /XploreRVs

@ @xplore_rvs

@ xplore-rv.co.uk

