

Inspiring travel since 1964

WELCOME TO ELDDIS

Built for Adventure. Backed by Heritage.

Back in the early 1960s, Siddle Cook — alongside his wife Mary and son Raymond — set out to redefine the touring experience after years of family road trips. From their workshop in Consett, County Durham, they built their first models: the Whirlwind and Tornado, under a new name inspired by Siddle’s own — Elddis (his name spelled backwards!). The original Whirlwind quickly earned its place in British hearts, helping to establish Elddis as a trusted name in leisure vehicles.

Now, the Whirlwind returns — reborn not as a caravan, but as a compact, cleverly designed campervan. Reimagined for a new generation of explorers, the all-new Whirlwind GTV range delivers essential touring comfort with unbeatable value. And for those who want more, the Autoquest CV and APEX CV models offer increased comfort, spec, and tech – while the Evolve upgrade takes you even further, with all-season touring and off-grid capability.

Elddis remains proudly rooted in County Durham — the birthplace of our brand and the home of our design and development. As part of the Erwin Hymer Group and THOR Industries Inc., we continue to represent British innovation within the world’s largest leisure vehicle group, combining decades of craftsmanship with global expertise.

This year’s campervan range reflects our commitment to variety, practicality, and performance — with something for every kind of vanlifer:


- Whirlwind GTV** – Great value, minimalist design, new layouts
- Autoquest CV** – Trusted layouts with everyday practicality
- Autoquest CV Evolve** – Upgraded for year-round comfort and freedom
- Autoquest APEX CV** – Bold styling, full spec, all the extras included

Whether it’s a long-haul road trip, a festival weekend, or a spontaneous getaway, your Elddis campervan is ready when you are. Built to perform, built to last, and built on decades of British engineering and adventure.

Table of contents

History of Elddis	3
Features & Highlights	5
Campervan Range Overview	6
Whirlwind GTV	8
Autoquest CV	20
Autoquest CV Evolve	32
Autoquest APEX CV	38





ICONIC BRITISH DESIGN, EVOLVED

Elddis campervans are instantly recognisable — blending decades of award-winning British design with modern innovation.

We understand how our customers travel, live, and relax — and we build vehicles that are practical, stylish, and intuitive to use for both holidays and everyday life.

SMART, FLEXIBLE LAYOUTS FOR EVERY LIFESTYLE

From the compact versatility of the Whirlwind GTV to the spacious rear lounge of the CV20, and the family-friendly pop-top CV80, the Elddis campervan range offers something for everyone.

Whether you're a solo adventurer, a couple seeking comfort, or a family needing flexible living space, there's a layout designed around the way you travel — with options from simple and practical to high-spec and fully equipped.

COMFORT THAT FEELS LIKE HOME

Our campervans are crafted to deliver warmth, comfort, and a relaxing ambience wherever you park up.

Carefully chosen fabrics, refined cabinetry, and ergonomic design combine to create a homely feel — with quality touches that make a big difference on the road.

HIGH SPEC. ZERO STRESS. READY TO ROLL.

Every Elddis campervan is equipped with essential features as standard — including USB charging, digital infotainment and practical design touches throughout.

Higher-spec models add even more, such as awnings, reversing cameras, solar panels and enhanced connectivity — with upgrade options available to match your touring style.

REFILLABLE UNDERSLUNG LPG SYSTEM

Enjoy longer stays and maximise your internal storage with an integrated underslung 25L LPG system on the CV, Evolve, and Apex ranges.

No need to lift or store gas bottles — just refill easily at standard LPG stations across the UK and Europe.

TRUSTED HERITAGE, GLOBAL SUPPORT

Proudly rooted in British design and part of the Erwin Hymer Group, Elddis campervans offer the reassurance of local expertise with the strength of a global leader.

With decades of experience and thousands of loyal owners, we continue to deliver campervans built for today's adventures — and tomorrow's too.



Simply Smart Touring Whirlwind GTV

3 Models | 3 - 5 Berth | Peugeot

Introducing the Whirlwind GTV range – 3 models built with simplicity, space, and affordability in mind. Whether you opt for the compact 5.4m or the spacious 6.4m, you'll enjoy a light and modern living space, smart storage, and practical features that make every journey a pleasure. With a minimalist exterior, a clean interior palette, and essential equipment as standard, Whirlwind GTV is the no-nonsense campervan ready to take you further for less.

Key features:

- CV554 (5.4m), CV560 (6m), CV563 (6.4m)
- Peugeot Boxer chassis
- Rear View Mirror and Camera
- Optional Pop-Top on all layouts
- Light wood with contrasting dark upholstery
- Fixed bed with large under-bed storage
- USBs, awning, tabletop extension, shower grate, 90L waste tank
- Optional bike tray, automatic gearbox
- 3-berth or 5-berth with pop-top option
- Consistent multicolour cushions throughout range
- Right-hand drive, habitation door on right
- Designed for value but packed with essentials



Every Journey Made Better Autoquest CV

4 Models | 2 - 4 Berth | Fiat

With 4 flexible layouts all built on the reliable Fiat Ducato chassis, the Autoquest CV range blends comfort, quality, and value. Choose from 2 to 4 berths and enjoy a bright interior design with contemporary touches. The signature Elddis styling shines through inside and out – complete with modern branding, digital features, and high-spec standard equipment. It's a tried-and-tested campervan for both seasoned travellers and new explorers.

Key features:

- All 6m in length – great for manoeuvrability
- Fiat chassis, white finish with fresh branding
- Light wood cabinetry with dark upholstery
- USBs, Reversing Camera, Leather Steering Wheel, 9" Screen
- Underslung Gas System – Frees up interior storage
- Reliable touring platform with great upgrade potential
- Optional: Automatic Gearbox, Grey Exterior, Tow Bar



The Ultimate CV Upgrade Autoquest CV Evolve

4 Models | 2 - 4 Berth | Fiat

The Autoquest Evolve package is your key to travelling further with confidence. Add solar charging, winter insulation, an alarm, and more, all in one bundled pack. Whether you're heading for remote beaches or snowy hills, Evolve makes sure your CV is ready for the journey – and the destination.

Upgrade Package Includes:

- Solar Panel, Wi-Fi, Winter Pack, Cab Blinds
- Security-focused: Alarm and Vehicle Tracker
- Adds Awning and External Socket
- Perfect for off-grid and all-season touring

AUTOQUEST CV
EVOLVE



Sleek Style, Serious Substance Autoquest APEX CV

4 Models | 2 - 4 Berth | Fiat

APEX CV is the luxury evolution of the Autoquest range. Featuring bold silver graphics, a sleek grey exterior (black optional), and 140BHP Automatic gearbox as standard, every model exudes high-end touring style. Inside, discover exclusive Apex branding, dual-fuel cooking, solar power, and a contemporary interior finish. Designed for travellers who expect more – and get it.

Key features:

- 6m length, 140BHP Automatic as standard
- Grey Exterior with Silver Graphics
- Premium Apex Branding: Cab Seat Covers, Mats, Logo Pack
- Includes: Solar Panel, Wi-Fi, Alarm, Tracker, Cab Blinds, Microwave, Awning
- Interior: Light Wood Cabinetry, Contemporary Cushions & Bedding
- Dual Fuel Hob
- Winter Pack for all-season use
- Optional: tow bar

Whirlwind GTV

SIMPLY SMART TOURING

3 Models | 3 - 5 Berth | Manual as Standard | Automatic Option | Grey Exterior

The Elddis Whirlwind GTV range offers outstanding value in a compact, practical campervan package. Built on a Peugeot chassis and available in fixed roof or pop-top variants, Whirlwind GTV models are designed for everyday adventuring at an accessible price point.

The exterior finished in glossy Grey with crisp Red Elddis decals and modern Whirlwind GTV branding. Inside, the light wood cabinetry is paired with simplified dark upholstery and versatile seating for a clean, functional finish. All layouts feature a central washroom, rear garage with a raised bed, and a front lounge area, offering a smart, user-friendly space. Every Whirlwind GTV is built for durability and comfort.

With standard features like a multimedia DAB pack, rear view mirror and camera, awning, USB prep, and 100L water tank, it covers the essentials—while optional Automatic transmission and pop-top add flexibility. Whirlwind GTV delivers campervan touring without the frills, but with everything you need.



ALL LAYOUTS AVAILABLE WITH OPTIONAL POP-TOP

WHIRLWIND GTV HIGHLIGHTS:



VALUE WITHOUT COMPROMISE


Designed for no-fuss touring, the Whirlwind GTV offers three layouts tailored to different lifestyles. From solo explorers to small families, there's a model to suit everyone.

The light yet durable finish inside offers a bright and airy space, while outside, the Grey chassis with discreet badging keeps things sleek and understated. Add a pop top or go Automatic – the Whirlwind GTV gives you multiple options, all within budget.

SIMPLY SMART TOURING

- Three model lengths: 5.4m (Auto only), 6m, and 6.4m
- Built on Peugeot Boxer chassis – Grey finish, subtle graphics
- Bright, light wood interior with contrasting upholstery
- Clever storage beneath fixed rear bed
- Essentials covered: Manual gearbox, multimedia system, electronic step, 100L water tank
- Rear View Mirror and Camera
- Optional extras include pop-top roof, bike tray, and Automatic transmission
- Designed for 3 or up to 5 people with pop-top option





Whirlwind GTV	CV 554	CV 560	CV 563
Berths*			
Seatbelts	4	4	4
Chassis	Peugeot Boxer	Peugeot Boxer	Peugeot Boxer
Tyres Size	225/75 R16 CP118	225/75 R16 CP118	225/75 R16 CP118
Weights & Dimensions			
Exterior length	5.4m / 17'7"	5.99m / 19'8"	6.36m / 20'9"
Exterior width inc wing mirrors	2.50m / 8'2"	2.50m / 8'2"	2.50m / 8'2"
Body width exc wing mirrors	2.05m / 6'9"	2.05m / 6'9"	2.05m / 6'9"
Height (Fixed Roof)	2.58m / 8'5"	2.58m / 8'5"	2.58m / 8'5"
Height (Pop Top)	2.78m / 9'1"	2.78m / 9'1"	2.78m / 9'1"
Max technical permissible laden mass	3500KG	3500KG	3500KG
Mass in running order	2710kg	2756kg	2856kg
Max user payload	565kg	519kg	419kg
Fresh water tank	100L	100L	100L
Waste water tank	90L	90L	90L
Leisure Battery	90Ah	90Ah	90Ah
Bed Sizes			
Front Mattress	1.85m x 0.87m	1.85m x 0.87m	1.85m x 0.87m
Rear Mattress	1.95m x 1.33m	1.97m x 1.57m	1.92m x 1.08m (Right) 1.84m x 0.86m (Left)

* Fixed Roof 3 Berth or Pop Top Roof 5 Berth

Whirlwind GTV 554



5.4m Length
Fixed Roof 3 Berth
or
Pop Top 5 Berth

Whirlwind GTV 560



6m Length
Fixed Roof 3 Berth
or
Pop Top 5 Berth

Whirlwind GTV 563



6.4m Length
Fixed Roof 3 Berth
or
Pop Top 5 Berth







elddis.co.uk >

- Prices • Options
- Detailed Specification
- Find My Retailer • Get The Best Deal

Autoquest CV

EVERY JOURNEY MADE BETTER

4 Models | 2 - 4 Berth | Manual as Standard | Automatic Option | White Exterior | Grey Option

The Elddis Autoquest CV campervan range balances functionality and comfort, offering fixed roof and pop-top layouts based on the reliable FIAT Ducato chassis. The exterior features modern tone graphics and Autoquest CV branding in stylish grey. The Autoquest CV delivers understated style and smart design.

Inside, expect a light wood colour scheme, dark contrast upholstery, and thoughtfully configured interiors. A high-capacity underslung gas system and abundant onboard features make it a standout for everyday use and extended touring. All models come with USB ports, leather steering wheel, alloy wheels, and a 9" infotainment screen with reversing camera.

Options include the Autoquest Evolve pack for added convenience—solar, awning, Wi-Fi, alarm, Tracker, and more. With four versatile layouts from 2 to 4 berths, the Autoquest CV offers reliable performance, comfortable living, and flexible spec for practical touring.



AUTOQUEST CV

FIAT

THE PROVEN, PRACTICAL CHOICE FOR EVERYDAY EXPLORERS.

Whether you’re escaping for a weekend or a month, the Autoquest CV range is ready.

With 6m length across all four models, they’re easy to handle and park, while still offering generous living and storage space. Equipped with USB points, Alloy wheels, a 9” touchscreen, and reversing camera, this is a van built for convenience and comfort.

The clever underslung gas system gives more internal storage space – smart, efficient, and ready for anything.



AUTOQUEST CV HIGHLIGHTS:

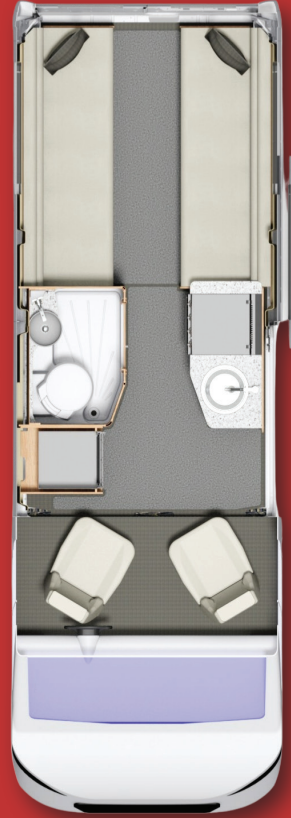
- 4 Versatile Layouts: From 2 to 4 Berths, all 6m long
- Fiat Manual Chassis with updated Red / Yellow Elddis Branding
- Simple, Stylish Interior with Modern Cushion Scheme
- Packed with Spec: 9” Touchscreen, Reversing Camera, USBs, Alloy Wheels
- Underslung Gas Tank (25L) maximises Internal Space
- Ideal for First-Time Buyers or Seasoned Tourers
- Optional Upgrades: Automatic Gearbox, Grey Finish, Tow Bar






Autoquest	CV 20	CV 40	CV 60	CV 80
Berths				
Seatbelts	2	4	2	4
Chassis	Fiat 250 Ducato Euro 6E Van	Fiat 250 Ducato Euro 6E Van	Fiat 250 Ducato Euro 6E Van	Fiat 250 Ducato Euro 6E Van
Tyres Size	225/75 R16 CP118	225/75 R16 CP118	225/75 R16 CP118	225/75 R16 CP118
Weights & Dimensions				
Exterior length	5.99m / 19'8"	5.99m / 19'8"	5.99m / 19'8"	5.99m / 19'8"
Exterior width inc wing mirrors	2.50m / 8'2"	2.50m / 8'2"	2.50m / 8'2"	2.50m / 8'2"
Body width exc wing mirrors	2.05m / 6'9"	2.05m / 6'9"	2.05m / 6'9"	2.05m / 6'9"
Overall height inc aerial	2.67m / 8'9"	2.67m / 8'9"	2.67m / 8'9"	2.67m / 8'9"
Max headroom	1.89m / 6'3"	1.89m / 6'3"	1.89m / 6'3"	1.89m / 6'3"
Interior width	1.94m / 6'5"	1.94m / 6'5"	1.94m / 6'5"	1.94m / 6'5"
Max technical permissible laden mass	3500KG	3500KG	3500KG	3500KG
Mass in running order	2835KG	2905KG	2846KG	3035KG
Max user payload	622KG	551KG	611KG	465KG
Fresh water tank	90L	90L	90L	90L
Waste water tank	45L	45L	45L	45L
Leisure Battery	95Ah	95Ah	95Ah	95Ah
Bed Sizes				
Front double	-	-	-	2.14m x 1.43m 7'0" x 4'8"
Front single	-	1.64m x 0.60m 5'4" x 2'0"	-	-
Rear double	1.85m x 1.34m 6'1" x 4'5"	1.90m x 1.34m 6'3" x 4'5"	1.87m x 1.30m 6'2" x 4'4"	1.85m x 1.30m 6'1" x 4'3"
Rear 2 singles	1.88m x 0.67m 6'2" x 2'3"	-	-	-

Autoquest CV20




6m Length
Fixed Roof 2 Berth
5.99m / 19'8"
2.50m / 8'2"
3500KG

Autoquest CV40



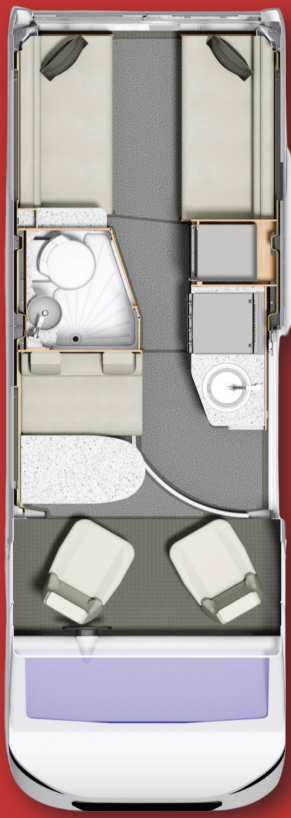
6m Length
Fixed Roof 3 Berth
5.99m / 19'8"
2.50m / 8'2"
3500KG

Autoquest CV60



6m Length
Fixed Roof 2 Berth
5.99m / 19'8"
2.50m / 8'2"
3500KG

Autoquest CV80



6m Length
Pop Top 4 Berth
5.99m / 19'8"
2.50m / 8'2"
3500KG







elddis.co.uk >

- Prices • Options
- Detailed Specification
- Find My Retailer • Get The Best Deal

Autoquest CV Evolve

THE ULTIMATE CV UPGRADE

4 Models | 2 - 4 Berth | Manual as Standard | Automatic Option | White Exterior | Grey Option

Evolve is the premium enhancement pack designed for your Autoquest CV.

It takes the best of the core range and adds a suite of high-end features: a solar panel for off-grid capability, Wi-Fi connectivity, winter pack for year-round travel, and integrated security systems like an alarm and Tracker.

The Evolve upgrade turns your CV into a truly versatile, all-season camper with a focus on comfort and peace of mind.

**AUTOQUEST CV
EVOLVE**



AUTOQUEST CV EVOLVE RANGE HIGHLIGHTS:

AUTOQUEST CV VS AUTOQUEST CV EVOLVE – WHAT’S THE DIFFERENCE?

When you need a campervan that can handle every season and any location, Evolve steps up. This enhancement pack includes essentials like cab blinds for privacy, an external socket for outdoor gear, and built-in Wi-Fi to stay connected. It’s all about practicality with premium perks – thoughtful elevation of the CV’s reliable foundations.

ENHANCED SPEC. ALL-SEASON FREEDOM. BUILT-IN SECURITY.

- **Premium Upgrade Pack for the Autoquest CV range**
- **Solar panel & External Socket for off-grid convenience**
- **Winter Pack keeps you warm and ready for colder adventures**
- **Wi-Fi connectivity built-in for streaming, browsing & remote work**
- **Cab Blinds for privacy and insulation on the move**
- **Security features included: Alarm System and Vehicle Tracker**
- **Ideal for long-distance touring or year-round vanlife**

With the Autoquest CV, you’re getting an exceptional, well-equipped campervan built for comfort and value.

With the Autoquest CV Evolve, you gain all of that plus a premium edge – perfect for longer trips, year-round adventures, or owners who want to start with more.

Whether you choose the Autoquest CV or go further with the Evolve, you’ll find both ranges deliver on Eddis’ promise of innovation, craftsmanship, and performance — all backed by our industry-leading warranties.





AUTOQUEST EVOLVE	CV 20	CV 40	CV 60	CV 80
WEIGHTS & INFORMATION				
Max technical permissible laden mass	3500KG	3500KG	3500KG	3500KG
Mass in running order	2884KG	2954KG	2895KG	3059KG
Max user payload	573KG	502KG	562KG	441KG
Fresh water tank	90L	90L	90L	90L
Waste water tank	45L	45L	45L	45L
Leisure Battery	95Ah	95Ah	95Ah	95Ah

Autoquest APEX CV

SLEEK STYLE, SERIOUS SUBSTANCE

4 Models | 2 - 4 Berth | Automatic as Standard | Grey Exterior | Black Optional

The Autoquest APEX CV range is the fully loaded campervan experience from Elddis—combining high-end spec, distinctive design, and advanced touring features. Built exclusively on the FIAT chassis with 140BHP Automatic transmission, these models come finished in stylish Grey with refined Silver chrome graphics and APEX branding.

Interiors feature Elddis' signature light wood tone, with upgraded upholstery, logo details, and elegant bedding design to match the darker APEX aesthetic. Standard features include the full XT Pack, solar panel, winter pack, Wi-Fi, alarm, dual fuel hob, microwave, and external socket.

With the same proven layouts as the Autoquest CV range (CV20, CV40, CV60, CV80), APEX CVs bring luxury and technology together in a compact campervan form. For those who want it all—style, spec, and convenience—the APEX CV delivers maximum touring capability with zero compromise.



AUTOQUEST APEX CV RANGE



WHEN STYLE MEETS PERFORMANCE

From the moment you see the APEX CV, it stands apart.


With premium detailing across the cab, upgraded upholstery, and advanced onboard technology, every detail is elevated. Choose from four familiar Autoquest CV layouts – now with full APEX spec including alarm, Wi-Fi, Winter pack and more.

It's touring redefined, with comfort and convenience as standard.

AUTOQUEST APEX CV HIGHLIGHTS:

- 4 models: CV20 (2 berth), CV40 (3 berth), CV60 (2 berth), CV80 (4 berth pop-top)
- 6m length, 140BHP Automatic standard
- Grey exterior with Silver graphics (Black optional)
- Premium APEX branding: cab seat covers, mats, logo pack
- Includes: solar panel, Wi-Fi, alarm, Tracker, cab blinds, microwave, awning
- Interior: light wood cabinetry, Upgraded cushions & bedding
- Dual fuel hob, Winter pack for all-season use
- Optional: tow bar





Whirlwind	520	550	554	840
Berths				
Seatbelts	2	4	2	4
Chassis	Fiat 250 Ducato Euro 6E Van	Fiat 250 Ducato Euro 6E Van	Fiat 250 Ducato Euro 6E Van	Fiat 250 Ducato Euro 6E Van
Tyres Size	225/75 R16 CP118	225/75 R16 CP118	225/75 R16 CP118	225/75 R16 CP118
Weights & Dimensions				
Exterior length	5.99m / 19'8"	5.99m / 19'8"	5.99m / 19'8"	5.99m / 19'8"
Exterior width inc wing mirrors	2.50m / 8'2"	2.50m / 8'2"	2.50m / 8'2"	2.50m / 8'2"
Body width exc wing mirrors	2.05m / 6'9"	2.05m / 6'9"	2.05m / 6'9"	2.05m / 6'9"
Overall height inc aerial	2.67m / 8'9"	2.67m / 8'9"	2.67m / 8'9"	2.67m / 8'9"
Max headroom	1.89m / 6'3"	1.89m / 6'3"	1.89m / 6'3"	1.89m / 6'3"
Interior width	1.94m / 6'5"	1.94m / 6'5"	1.94m / 6'5"	1.94m / 6'5"
Max technical permissible laden mass	3500KG	3500KG	3500KG	3500KG
Mass in running order	2980KG	3050KG	2991KG	3155KG
Max user payload	475KG	404KG	464KG	345KG
Fresh water tank	90L	90L	90L	90L
Waste water tank	45L	45L	45L	45L
Leisure Battery	95Ah	95Ah	95Ah	95Ah
Bed Sizes				
Front double	-	-	-	2.14m x 1.43m 7'0" x 4'8"
Front single	-	1.64m x 0.60m 5'4" x 2'0"	-	-
Rear double	1.85m x 1.34m 6'1" x 4'5"	1.85m x 1.30m 6'1" x 4'3"	1.87m x 1.30m 6'2" x 4'4"	1.85m x 1.30m 6'1" x 4'3"
Rear 2 singles	1.88m x 0.67m 6'2" x 2'3"	-	-	-

Autoquest Apex CV20



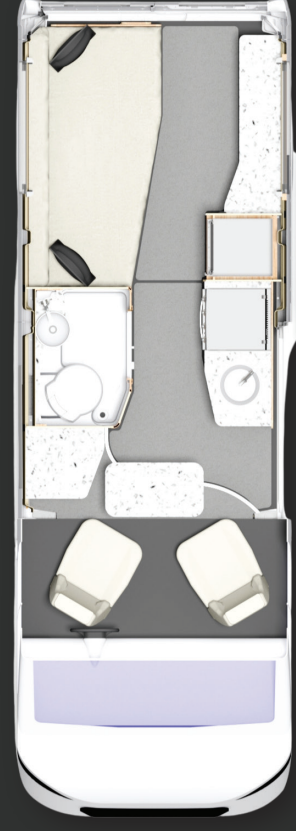
6m Length
Fixed Roof 2 Berth
5.99m / 19'8"
2.50m / 8'2"
3500KG

Autoquest Apex CV40



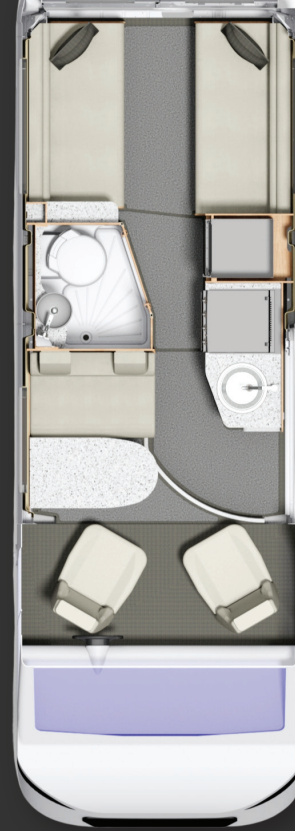
6m Length
Fixed Roof 3 Berth
5.99m / 19'8"
2.50m / 8'2"
3500KG

Autoquest Apex CV60



6m Length
Fixed Roof 2 Berth
5.99m / 19'8"
2.50m / 8'2"
3500KG

Autoquest Apex CV80



6m Length
Pop Top 4 Berth
5.99m / 19'8"
2.50m / 8'2"
3500KG







elddis.co.uk >

- Prices • Options
- Detailed Specification
- Find My Retailer • Get The Best Deal



Going further together

Going further
for our
Customers

Going further
for our
Dealers

Going further
through
innovation
and quality

Going further
together
with EHG
and THOR
Industries



OUR SUPPLIERS



Every one of our leisure vehicles proudly carries the NCC approved badge of quality. Elddis, Xplore and Buccaneer are trademarks of Erwin Hymer Group UK Ltd. Company Registration No. 02433663 England & Wales

This brochure does not constitute an offer by Erwin Hymer Group UK Ltd. Erwin Hymer Group UK Ltd reserves the right to, and does alter from time to time, technical specifications, prices and model ranges as materials, model improvements and conditions require, and can accept no responsibility for discrepancies between these and subsequent models shown. This brochure is for guidance purposes only. Please be sure to check our full current and technical specifications with your retailer before placing your order. Please note that Approved Retailers are not the agents of Erwin Hymer Group UK Ltd. Accordingly they have no authority to bind Erwin Hymer Group UK Ltd or to make any representation or undertaking whatsoever on behalf of Erwin Hymer Group UK Ltd. Props shown in this brochure are for photographic purposes only and are not included in the specification. Bed covers and additional scatter cushions shown are for demonstration purposes only, similar co-ordinating sets are available to purchase from your Erwin Hymer Group UK Ltd retailer. Elddis, Xplore and Buccaneer products are covered against water ingress damage for 10 years from the original date of purchase of a new product. This applies to water ingress through any permanently sealed seam joints. If you purchase this vehicle as a used vehicle it may be possible to transfer the unexpired term of the warranty cover (up to a maximum of six years commencing at the original date of purchase from new). Full Terms and Conditions, including service intervals and exclusions can be found on the Elddis website www.elddis.co.uk or by telephoning Erwin Hymer Group UK Ltd Customer Care Team.

FIND OUT MORE



For more information, please scan the QR code.

SOCIAL MEDIA

- @ElddisBuccaneer
- @elddis__buccaneer__
- @Elddis-Buccaneer-Xplore

www.elddis.co.uk



The Elddis, Xplore and Buccaneer brands are proudly part of the European wide Erwin Hymer Group. Headquartered in Bad Waldsee in Germany, the company has over 30 sites and 20 different leisure vehicle brands.

www.erwinhymergroup.com



2026 Campervan Range